



VICTORIA COLLEGE Vocational Nursing Program

Gonzales Campus: 424 E. Sarah DeWitt, Gonzales TX 78629 • (830) 672-6251 -- Cindy Finch, Administrative Assistant
Hallettsville Campus: 1410 N. Texana, Hallettsville TX 77964 • (361) 798-2289 -- Patricia Ramirez, Administrative Assistant
Victoria Campus: 2200 E. Red River Street, Victoria TX 77901 • (361) 573-3291 Ext. 3346 -- Jennifer Hinojosa, Administrative Assistant

Dear Vocational Nursing Program Applicant,

Thank you for your interest in the Vocational Nursing (VN) Program. This is a 12-month certificate program that begins January 2025. In order to be considered eligible, the applicant must furnish all necessary documentation (as stated below) by October 1 at Noon (or next business day). The applicant must also meet admission requirements for Victoria College as stated in the current catalog.

Vocational Nursing Program graduates who have met all the Associate Degree Nursing (ADN) admission requirements are eligible to apply for summer admission into the ADN Transition Nursing Program following graduation and passing the NCLEX- PN exam.

SPRING 2025 ADMISSION REQUIREMENTS CHECKLIST

Admission requirements for the VN Program differ from general admission to Victoria College. Additional information and any changes in the admission requirements will be available at <https://www.victoriacollege.edu/Explore/ProgramsCourses/HealthCareers/VocationalNursing>. The VN Program is a selective admission program which accepts a limited number of students each year.

IT IS STRONGLY ENCOURAGED TO VISIT VC'S ACADEMIC ADVISING AND FOLLOW THE CHECKLIST IN NUMERICAL ORDER TO ENSURE ALL REQUIREMENTS ARE MET.

- 1. VICTORIA COLLEGE APPLICATION:** An online application must be completed for admission to Victoria College. For more information, please visit <https://goapplytexas.org/>. It is the applicant's responsibility to validate with the Admission and Records Office that their Victoria College application has been processed by calling (361) 573-3291 or (877) 843-4369.
- 2. VOCATIONAL NURSING PROGRAM APPLICATION AND LICENSURE ELIGIBILITY QUESTIONNAIRE:** A Vocational Nursing Program Application for VN Admission and the Licensure Eligibility Questionnaire (LEQ) must be submitted electronically to the nursing program office. Vocational Nursing Program Applications are not retained from year to year, so in order to be eligible for admission, a new application must be submitted each year. VN application and LEQ can be found by clicking the following link: <https://dynamicforms.ngwebsolutions.com/Submit/Start/8a32c1a6-4ab6-463b-959c-cb6c5c921483?SSO=N>
- 3. OFFICIAL TRANSCRIPTS AND/OR GED** must be provided directly to: **VICTORIA COLLEGE - ADMISSION & RECORDS OFFICE
2200 E. RED RIVER STREET VICTORIA, TX 77900**
 - An official high school transcript indicating graduation or proof GED or acceptable high school equivalency
 - Official transcript(s) from all colleges/universities attended (other than Victoria College).

Follow this link for information on how to submit documents:

<https://www.victoriacollege.edu/Explore/GettingStarted/DegreeCertificateTransferPathways>

- 4. ACADEMIC EVALUATION FORM:** Once your college/university transcripts are received by Victoria College, you will need to schedule an appointment with VC's Health Careers Pathway Advisor, Carol Marcengo-Stehling, or Jaime Nobles (Gonzales Center) to determine the courses taken outside of Victoria College are transferable into the VN/ADN program. Contact Advising and Counseling Services at (361) 582-2400 (Victoria) or (830) 672-6251 (Gonzales Center) to begin the evaluation process. If you need assistance scheduling an appointment, please visit <https://www.victoriacollege.edu/Explore/GettingStarted/Advising/academic-advising>. Make sure your official transcripts are on file before meeting with an advisor.

- **5. VN INFORMATION APPOINTMENT:** Once you have met with your Career Pathway Advisor, a mandatory appointment must be scheduled with your first-choice campus program Administrative Assistant, to discuss the requirements and to help answer questions or concerns regarding the program. *(See names on top of page 1)*
- **6. VIEWPOINT SCREENING ACCOUNT:** (a secure web system for entering documentation) The following documents and immunization records (or proof of serological immunity) must be uploaded in *Viewpoint*. Results must state completed by the application deadline 10/01/24. To create an account visit <https://www.viewpointscreening.com/victoriacollege>. *(See Viewpoint Instructions on page 3)*

Required Immunizations:

- a) Measles, Mumps & Rubella (MMR)
- b) Hepatitis B series
- c) Varicella
- d) Tetanus (Tdap)

Required Documentation:

- e) Criminal Background results: Once received, upload a picture of your blue card (front & back) or the declaratory letter from the Texas Board of Nursing, and submit the original document to your first-choice campus office administrative assistant.
- f) Financial Aid Information Form: *(form available for download on Viewpoint account, also included on page 18)* You are required to meet with a VC financial aid counselor. This is where you will have the opportunity to ask questions such as program cost and financial aid. The counselor will discuss the options available to you. After your appointment, upload the financial aid form signed by the counselor to your *Viewpoint* account.

- **7. CRIMINAL BACKGROUND CHECK (CBC):** A clear criminal background check must be uploaded to *Viewpoint*. The information you provide on the Licensure Eligibility Questions (LEQ) form, as noted in item #2, is needed by the VN program to submit to the Board of Nursing (BON) to begin the CBC process. Once your LEQ information is processed by the BON, you should receive an email from IdentoGO providing guidance/requesting for you to complete fingerprinting. Promptly complete the fingerprinting process in order to avoid delay of your CBC. Fingerprinting may not be required of you if you have previously submitted fingerprints. *Forms received after August 1 may not be cleared through the Board of Nursing (BON) by the VN program deadline. [It can take 4 months or longer for the BON to complete this process.] Without resolution of all licensure eligibility issues, the applicant is not eligible for admission to the Vocational Nursing Program.*
 - Once a clear CBC result is received from the BON, it is the applicant's responsibility to submit original documentation (blue card or letter) to the first-choice campus. For applicants with a declaratory issue, submit the letter indicating Board order. The date on the BON document (blue card or letter) cannot be more than one year old.
- **8. TSI COMPLETE (Texas Success Initiative):** Applicants must be TSI complete to qualify. Please contact Advising & Counseling Services for more information at (361) 582-2400 or for Gonzales Center at (830) 672-6251. It is the applicant's responsibility to validate their TSI status with Advising & Counseling Services and the Admission & Records Office.
- **9. ATI TEAS:** A qualifying ATI TEAS Test composite score of **60%** or higher is required. The applicant will be allowed three attempts in a twelve-month period with the most recent score considered. The ATI TEAS score is good for two years from the testing date. Contact the Victoria College Testing Center at (361) 582-2589 or Gonzales Center at (830) 672-6421 for further information regarding the ATI TEAS. If a currently enrolled VN student is interested in going into the Associate Degree Nursing (ADN) Transition program, an ATI TEAS score of 68% or higher must be obtained to be considered as qualified for the ADN Transition Program.
- **10. OVERALL VICTORIA COLLEGE GPA OF 2.0 OR ABOVE:** A 2.0 GPA or higher on all Victoria College courses is required. To maintain a good standing in the program and progress to the next semester, a student must pass ALL REQUIRED courses with a C or better. Note: It is important that your GPA does not fall below a 2.0 if enrolled prior to the 2025 Spring Semester as it may affect your eligibility to the program.

VOCATIONAL NURSING PROGRAM VIEWPOINT ACCOUNT INSTRUCTIONS

Viewpoint is a secure document manager where you will upload multiple documents prior to the application deadline.
To create an account, visit <https://www.viewpointscreening.com/victoriacollege>.

Please view the flyer included in this package with instructions on how to create your account today.

There is a \$45 fee for this requirement.

Step 1: Visit <https://www.viewpointscreening.com/victoriacollege>
Step 2: Click 'Start Your Order'
Step 3: Select Nursing → Vocational Nursing → Background Check + Health Portal
Step 4: Review Package
Step 5: Complete Applicant Information
Step 6: Complete Payment Information
Step 7 Log into your account

The following documents MUST be submitted and accepted in Viewpoint prior to the application deadline
October 1, 2024

- **Measles, Mumps and Rubella (MMR):** One of the following is required: 2 vaccines OR antibody titer for all 3 components (lab report or physician verification required). If titer is negative or equivocal, applicant must receive 1 booster shot and provide a second titer.
- **Hepatitis B Series:** One of the following is required:
 - 3 vaccines (takes 6 months to complete series)
 - A positive antibody titer (lab report or physician verification of results is required). If titer is negative or equivocal, applicant must receive 1 booster shot and provide a second titer. The fast track (TWINRIX) will NOT be accepted.
- **Varicella (Chicken Pox):** One of the following is required: 2 vaccines OR a positive antibody titer (lab report or physician verification of results is required). If titer is negative or equivocal, applicant must receive 1 booster shot and provide a second titer. Documented history of the Varicella illness is not sufficient proof.
- **Tetanus, Diphtheria and Pertussis (Tdap):** Documentation of a single Tdap dose as an adolescent or adult within the last 10 years. Renewal with a Tdap will be set for 10 years from administered dose date.
- **Texas BON Criminal Background Check Results:** Once received, upload a picture of your blue card (front & back) or the declaratory letter from the Texas Board of Nursing that states your criminal background check is clear. After you have retained a copy for your records, submit the original document to your first-choice campus office administrative assistant. BON document cannot be more than one year old.
- **Financial Aid Information form:** (form is available for download in your Viewpoint account, also on page 18) It is important to consult with a VC Financial Aid Counselor prior to enrollment to discuss financial aid options. After your appointment, upload the completed form to your Viewpoint account under the Financial Aid tab.

If you need assistance with your Viewpoint account, please contact Viewpoint at 1-888-974-8111.

You may also Instant Chat with a Viewpoint representative on the website. <https://www.viewpointscreening.com/> select **CONTACT US** for information.



Vocational Nursing Curriculum

Semester I Spring		
SDEV 0301 ¹	Learning Frameworks	0
VNSG 1116	Nutrition	1
VNSG 1133	Growth & Development	1
VNSG 1136	Mental Health	1
VNSG 1122	VN Concepts	1
VNSG 1423 ²	Basic Nursing Skills	4
VNSG 1420	Anatomy & Physiology for Allied Health	4
VNSG 1260 ²	Clinical-Licensed Practical/Licensed Vocational Nurse	2

Semester II Summer		
HPRS 2300	Pharmacology for Health Professions	3
VNSG 2331	Advanced Nursing Skills	3
VNSG 1329	Medical Surgical Nursing I	3
VNSG 2260	Clinical-Licensed Practical/Licensed Vocational Nurse	2

Semester III Fall		
VNSG 1234	Pediatric Nursing	2
VNSG 1432	Medical Surgical Nursing II	4
VNSG 1230	Maternal-Neonatal Nursing	2
VNSG 1238	Mental Illness	2
VNSG 1105	NCLEX-PN Review	1
VNSG 1119	Leadership and Professional Development	1
VNSG 2461 ⁺	Clinical-Licensed Practical/Licensed Vocational Nurse	4

¹Required for all first-time-in-college students. EDUC 1300 may be substituted for SDEV 0301.

²Students who successfully complete VNSG 1423 with a C or better and VNSG 1260 with a S may apply for a Nurse Aide Certificate of Completion and are eligible to take the exam to become a Certified Nurse's Aide.

⁺Capstone course

For the student who is a Certified Nurse Aide, completion of Semester II of the program allows the student to apply for the Texas Medication Aide Certification Exam.

If Biology courses taken prior to acceptance, note that BIOL 1322 and BIOL 2402 expire after five years. HPRS 2300 can be no more than three years prior to acceptance.

Psychology courses (PSYC 2301 & 2314) completed more than seven years prior must be repeated.

Note: Students interested in direct admission into the ADN Transition Program are strongly recommended to complete BIOL 2401, BIOL 2402, and BIOL 2420 prior to VN admission. VNSG 1420 is not accepted by the ADN Program.

NOTE: A minimum grade of C is required in all nursing and general education courses. All support courses must be taken during or before the semester designated on the degree.

To assure quality clinical learning experiences for all students, some evening/weekend clinical experiences may be required. Due to the continual change in clinical facilities, some alternate clinical learning experiences may be required in some semesters.

VN students may be required to travel to other learning sites.

VN PROGRAM SUPPORT COURSES: The following courses, although incorporated into the VN program semesters, may be completed prior to admission to the program.

• EDUC 1300 or SDEV 0301 Learning Frameworks
• PSYC 2301 General Psychology (in place of VNSG 1136 – Mental Health)
• PSYC 2314 Lifespan Growth and Development (in place of VNSG 1133 – Growth & Development)
• BIOL 1322 Nutrition and Diet Therapy (in place of VNSG 1116 – Nutrition)
• BIOL 2404 Introductory Anatomy & Physiology <i>OR</i> (BIOL 2401 <i>AND</i> BIOL 2402) will assist in ATI TEAS testing
• HPRS 2300 Pharmacology

NOTE: Courses completed prior to VN program admission will lighten the course load when you are in the program. Your enrollment status (full-time vs. part-time, etc.) will have a bearing on the amount of Federal Financial Aid you may be eligible to receive.

VIEWPOINT VP SCREENING



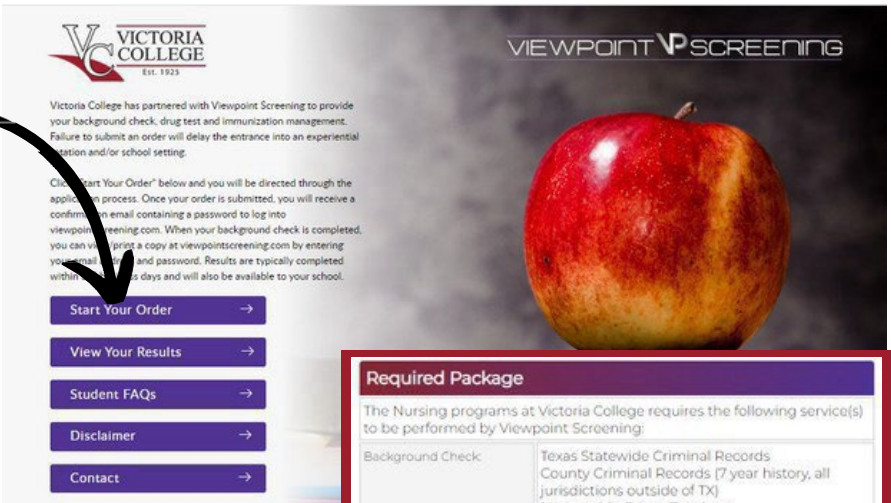
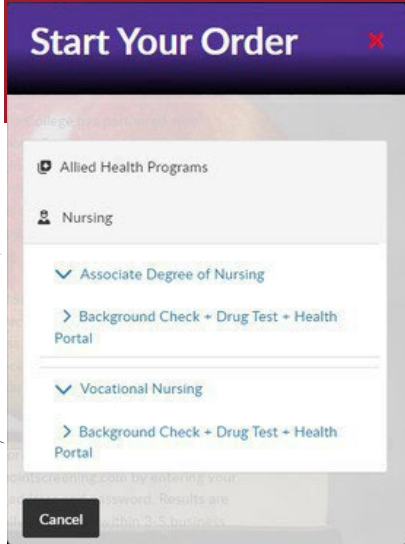
How to Order Your:

- Background Check
- Health Portal
- Drug Test

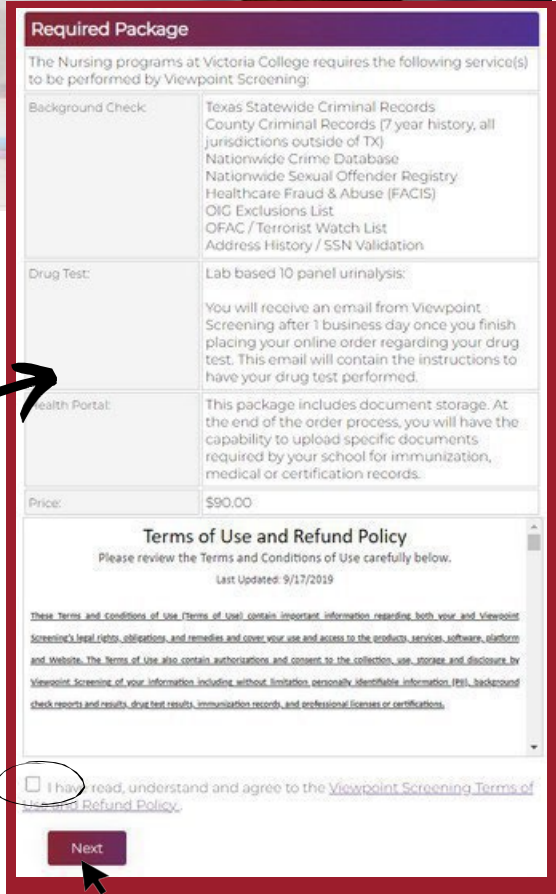
1 GO TO the School's Landing Page on Viewpoint Screening's Website:
viewpointscreening.com/victoriacollege

2 Click on 'Start Your Order'

3 Choose your PROGRAM & PACKAGE.
First select "Nursing" Then choose your program.
Then Click on the link to choose the "Background Check + Drug Test + Health Portal" package.



4 Review Package
Once you click on the link, you will be taken to a package summary screen.
Once you review your package and the terms of use policy, click the button to acknowledge and hit NEXT.



5

Complete the **APPLICANT INFORMATION** and address sections as prompted.

Applicant Information

First Name*:	<input type="text"/>
Last Name*:	<input type="text"/>
Middle Name:	<input type="text"/>
Alias/Maiden Name 1:	<input type="text"/> <small>Please Note: If you DO NOT have an alias name, leave this field blank. Only provide if you have used an alias within the last 7 years.</small>
Alias/Maiden Name 2:	<input type="text"/> <small>Please Note: If you DO NOT have an alias name, leave this field blank. Only provide if you have used an alias within the last 7 years.</small>
Alias/Maiden Name 3:	<input type="text"/> <small>Please Note: If you DO NOT have an alias name, leave this field blank. Only provide if you have used an alias within the last 7 years.</small>
Social Security Number*:	<input type="text"/> - <input type="text"/> - <input type="text"/> <small>Please Note: If you have not been issued a valid U.S. SSN then enter all zeros (000-00-0000) instead.</small>
Date of Birth*:	<input type="text"/> / <input type="text"/> / <input type="text"/> (mm/dd/yyyy)
Gender*:	<input type="radio"/> Male <input type="radio"/> Female

6

Complete payment section.


Payment Information

First Name*:	<input type="text"/>
Last Name*:	<input type="text"/>
Credit Card Number*:	<input type="text"/>
Exp. Date*:	<input type="text"/> (MM/20YY)
CVV*2:	<input type="text"/>
Credit Card Type*:	<input type="text"/> Select Card Type
Contact Name (if business):	<input type="text"/>
Email*:	<input type="text"/>
Phone Number*:	<input type="text"/>
Address*:	<input type="text"/>
City*:	<input type="text"/>
State*:	<input type="text"/>
Postal Code*:	<input type="text"/>

• IMPORTANT: Please note that if you enter an address other than the one on file with the credit card's issuing bank, or an incorrect CVV code, Viewpoint Screening will deny your transaction for security purposes. Additionally, denied transactions may cause the funds to be held by your bank for up to 5 business days before being released back to the card.

• "Viewpoint LLC" will appear on your credit card statement.

• A Parent or Guardian's credit card will be accepted.



• WARNING: Your credit card will be charged when you click "Next." This fee is non-refundable.

• Do not click more than once or you may be charged multiple times.

Current Residential Address:

Address*:	<input type="text"/>
City*:	<input type="text"/>
State or U.S. Territory*:	<input type="text"/>
Country*:	<input type="text"/> United States
Zip Code*:	<input type="text"/> ZIP Code Look Up Tool <small>Please Note: If you have an international address that does not require a Zip Code, please fill in "00000".</small>

7

Log In to Your Account

Once your order is complete, you should be taken to a screen to like this to the right.

Your username will be the email you used to set up your account.

Change password here, and it will log you in to the Viewpoint System.

Thank you, your order has been submitted. Please be aware that this order does not contain a background check or a drug test.

You can now access your Health Portal to upload required documents.

You will be automatically logged into your account once you create/change your password.

Please RESET THE PASSWORD to your account associated with greys@anatomy.com

Passwords must contain one or more numbers, one or more special characters, and must be at least 12 characters long.

Enter your NEW password Toggle Password

Confirm your NEW password

I have provided a strong password that will be remembered

NEXT ➔

NEXT STEPS:

- HEALTH PORTAL:** Follow instructions on following pages to view your Health Portal requirements (to upload documents).
- DRUG TEST:** You will receive an email from Viewpoint Screening within 1-2 days with your Drug Test registration information and where to go for your test.

TO LOG IN

Go to
www.viewpointscreening.com
Right Hand Corner: **LOG IN**

Username
Password
 Show Password
Log In
Forgot username and/or password?

Click here if you forget your username or password to request to have it emailed to you.

View your HEALTH PORTAL REQUIREMENTS

Now you are logged into your Viewpoint Screening Account. This is your **Dashboard**. Click "Health Portal" to VIEW requirements.

Dashboard

Results
Drug Testing
Health Portal
eLearning
Fingerprinting

HOW TO SEE REQUIREMENTS & UPLOAD DOCUMENTS

Health Portal

Acceptable Files

File Sizes: The maximum file size that can be uploaded is 10 mb. If your PDF file is larger than 10 mb, please [click here](#) to compress the file. If you

File Types: Image files (jpeg, bmp, gif and png) may be uploaded or a PDF file may be uploaded. Any other file types cannot be uploaded. If

What to Upload

Overwrite/Remove a Document

What Does "Series In Process" Mean?

CHES Form Requirement Description

OSHA / Bloodborne Pathogens Training Requirement Description

To VIEW YOUR GUIDELINES (what to do) for a particular requirement, click on that item's "Requirement Description."

CHES Form Requirement Description

Due Date: 08/01/2022

Submit a copy of the signed CHES Form

This is "Form C" from the Workforce Development Board website: <https://wdbscw.org/clinical>

[Click here for the CHES form](#)

Select File Close

Guideline Description Box

From here, you can:

- View the guidelines for what to upload
- See important instructions
- View & download school forms
- Upload a file to correspond with this requirement

SAMPLE HEALTH PORTAL

Due Date: 08/01/2022 Upload CHES Form Document

Due Date: 08/01/2022 Upload OSHA / Bloodborne Pathogens Training Document

TIPS

- READ the full guideline to make sure you provide the right documentation.
- Viewpoint Screening does not create your requirements. The school communicates requirements to us. Our role is to verify documentation. Make sure your name is visible on the document (before and AFTER upload).

HOW TO UPLOAD A DOCUMENT

When you have the correct document available, you are ready to upload it to your Health Portal.

CLICK either of these places to upload a document

Once the document has been successfully uploaded, a new button will appear in the Row of the item with the DATE UPLOADED.

			date upload column	document status column	action date column
Hepatitis B Requirement Description	Click to view the document(s) you have uploaded	Upload New Hepatitis B Document	Document Uploaded On 04/07/22	Document Not Approved 04/08/22	Next Action Date
MMR Requirement Description	Click to view the document(s) you have uploaded	Upload New MMR Document	Document Uploaded On 02/17/22	Document Approved 02/17/22	Next Action Date 01/01/2030

Is my document approved or not approved?

Documents are reviewed in 24 hours, or in 1 business day if submitted on weekends. Once reviewed, every document is either APPROVED (and marked green), or NOT APPROVED (and marked red), with a date stamp of review.

How can I see what I uploaded?

- Always CHECK what you uploaded.
- ✓ Is it the right doc?
 - ✓ Is my name visible?

If a document is NOT APPROVED, you will receive an email notifying you with the reason for the rejection. This information can also be located at the bottom of your Health Portal listings under "HEALTH PORTAL MESSAGES."

Health Portal Messages

- 04/20/2022**
blah blkjzhdik
- 04/08/2022**
Hepatitis B - Please make sure to include your name on your document.
- 07/22/2021**
You did not provide the correct document.
- 12/01/2020**
CPR Certification - You have provided a non-BLS (Basic Life Support) certificate. Please submit a BLS certificate in order to gain approval.

You will receive a general reminder email once weekly until you have reached full compliance for all of your documents.

Support

Email us at:
studentsupport@viewpointscreening.com

Instant Chat - bottom right hand corner at ViewpointScreening.com
Monday - Friday 9 am - 5pm EST.

YOU DO NOT NEED TO COMPLETE THE FOLLOWING REQUIREMENTS UNTIL AFTER SELECTION

After the October 1st deadline, the selection process begins. VN Applicants will receive notice via email (the first week of November) regarding the status of their application.

QUALIFIED applicants who are **ACCEPTED** into the Spring 2025 program must **COMPLETE & UPLOAD** the following documents to [Viewpoint](#) prior to the Spring enrollment.

CHECKLIST:

- 1. VC PHYSICAL EXAMINATION** (form is available for download on *Viewpoint*): This form must be completed by a healthcare provider demonstrating that the applicant's health status allows full participation in all nursing program learning activities.
- 2. CPR HEALTHCARE PROVIDER CERTIFICATION:** Either the American Heart Association BLS or American Red Cross BLS for Healthcare Providers are accepted. Online certification will not be accepted.
- 3. TEN PANEL DRUG SCREEN TEST WITH NEGATIVE RESULTS:** (from an approved *Viewpoint* testing center).
- 4. TUBERCULOSIS (TB) SCREENING RESULTS:** If completing a skin test, the second skin test must be 1-3 weeks from the first skin test. In lieu of a skin test, the Interferon-Gamma Release Assays (IGRAs) blood test can be accepted.
- 5. INFLUENZA VACCINATION RECORD:** (form is available for download on *Viewpoint*): For the current season or a Declination of Influenza Vaccination Waiver.


Approximate cost of these six additional requirements could range from \$300 to \$400 or more.

We accept the following CPR Certifications:

American Heart Association BLS for HealthCare Providers

OR

American Red Cross BLS for HealthCare Providers



CPR COURSES ARE OFFERED THROUGH VICTORIA COLLEGE

Allied Health Continuing Education

[Live chat with this department](#)

Local: (361) 582-2412

Toll Free: (877) 843-4369

AHCE@VictoriaCollege.edu

Health Sciences Center, Suite 136

Please visit www.VictoriaCollege.edu/EMSTraining.

**** ONLINE CPR CERTIFICATIONS ARE NOT ACCEPTED ****

Victoria College

Vocational Nursing Program

Supplemental Information



Victoria College Vocational Nursing Program Locations

GONZALES CENTER

424 E. Sarah DeWitt Drive
Gonzales, TX 78629
(830) 672-6251

Cindy Finch, Administrative Assistant Cindy.Finch@VictoriaCollege.edu

HALLETTSVILLE CAMPUS

Zelda L. Allen School of Nursing 1410 N.
Texana Hallettsville, TX 77964
(361) 798-2289

Deedra Lahodny, Coordinator Deedra.Lahodny@VictoriaCollege.edu

Tricia Ramirez, Administrative Assistant Patricia.Ramirez@VictoriaCollege.edu

VICTORIA CAMPUS

2200 E. Red River Street Victoria, TX 77901
(361) 582-2545

Katrina Heinold, Coordinator Katrina.Heinold@VictoriaCollege.edu

Jennifer Hinojosa, Administrative Assistant Jennifer.Hinojosa@VictoriaCollege.edu

Rebekah Patterson, Vocational Nursing Program Chair
Rebekah.Patterson@VictoriaCollege.edu
(361) 573-3291 ext. 3463



VN Program Approximate Expenses for Admission Requirements

General Requirements	
TSIAssessment 2.0	\$12
Viewpoint Account	\$45
Criminal Background Check (Fingerprinting)	\$25
ATI TEAS test	\$97
ATI TEAS Remote test	\$115
ATI TEAS transcript (If taken at another institution)	\$27
BON Eligibility Review (If transferred to Enforcement Dept)	\$150

Immunization Requirements	
MMR (2 required)	\$220
Varicella (2 required)	\$340
Hepatitis B (3 series)	\$210
Tetanus (Tdap)	\$60
Immunization prices are per the Victoria County Health Department. Prices are subject to change.	

Note: The applicant may choose a facility of their choice to have their vaccines administered.

Price list updated January 2024

TSI Assessment 2.0

To Schedule the TSI Assessment 2.0: Complete the following steps

1. VC homepage > Getting Started > TSI Assessment
2. Click the green plus sign next to Registration & Payment Information
3. Complete the TSI Assessment 2.0 [Pre-Assessment Activity](#). (This is mandatory.) For Victoria Main Campus, TSIA2 candidates should email the completion certificate to the testingcenter@victoriacollege.edu, listing PAA Completion Certificate in the Subject line.
4. Visit [Day Smart Appointment](#) and log in if you already have an account or create an account if you are new.
5. Scroll down and choose the TSI Assessment, Webex Remote Testing, or Examiy** from the Select Exam drop down box.
6. Scroll down and click the blue hyperlink date that you would like to take the exam (If the date is not blue, there are no more seats left on that testing date)
7. Read the information for your test, complete any required information and then click Continue.
8. Look for the green check mark and the message, "Your appointment has been confirmed!" and click the Print Confirmation button.

Available Times:

In-Person (VC Main Campus)

Wednesday - Friday: 9 a.m. • 11:30 a.m. • 1 p.m. • *3 p.m.

*Only one section can be taken at this time.

Summer

Tuesday-Thursday: 9 a.m. • 11:30 a.m. • 1 p.m. • *3 p.m.

*Only one section can be taken at this time.

(Closed on Fridays in Summer)

Testing Fees & Payment:

The fee is \$12. This fee can be paid online through Appointment Plus or in-person at the VC Payments Office.

There are **NO REFUNDS** for testing.

On Test Day:

A valid, current photo I.D. is required for all testing (Driver's License, Passport, Military ID, Tribal ID, State/National/Province ID, school issue ID).

Study Resources:

<https://studentportal.accuplacer.org/#/home>

Two academic areas:

Mathematics and English language arts and reading (ELAR)

Scores:

Schedule Appointment with your Academic Advisor to review your score reports.

Victoria College Testing Center

VC Main Campus

Continuing Education Center, Room 201

2200 E. Red River Street, Victoria TX 77901

Phone: (361) 582-2589 • Fax: (361) 582-2473 • Email: TestingCenter@VictoriaCollege.edu

For office hours and more info visit: www.Victoriacollege.edu/TestingCenter

VC Gonzales Center

424 E. Sarah DeWitt Drive

Gonzales, TX 78629

Phone: (830) 672-6251



ATI TEAS

To Schedule Your Exam:

- Visit www.ATITesting.com: > Enter Username and Password > Click Go > Online Store > Click TEAS under “Register for. . .” on the left hand side > Filter by “TEAS for Nursing Students” “USA” “TEXAS” > Select City > Choose test date > Click Register > Enter payment information
- **FIRST TIME USERS:** Create an account. Create an account > Follow instructions above.
- **LEARN MORE:** Click the “Learn More” button to find out detailed information about your chosen test date. ATI: (800) 667-7531

Available Days & Times:

VC Main Campus

Fall 2025 Exams are scheduled every Wednesday.

September 4, 11, 18, 25
October 2, 9, 16, 23, 30
November 6, 13, 20, 27

Spring 2024

January 3, 10, 17, 24, 31
February 7, 14, 21, 28
March 20, 27
April 3, 10, 17, 24

Summer 2024

May 15, 22, 29
June 5, 12, 26
July 3, 10, 17

VC Gonzales Center

Exams are scheduled on Tuesday
Thursday until the end of September

Spring 2024

January 9, 23
February 6, 13, 20, 27
March 5, 26
April 1, 2, 9, 23, 30

Testing Fees & Payment:

The testing fee is \$97.00 The fee is paid when you register for your exam through www.ATITesting.com

PLEASE NOTE: Effective Sept. 1, 2023 testing fee will be \$97

There are **NO REFUNDS** for testing.

More information:

Valid/Current Photo ID is **REQUIRED** to test.

Please arrive **at least 15 min before** your test is scheduled to start.

**Exam starts exactly at
8:00 a.m. (Main Campus)
9 a.m. (Gonzales)**

Students who are late will not be allowed to test and will have to reschedule. All fees apply.

Please review our Testing Center Guidelines at www.VictoriaCollege.edu/TestingCenter prior to testing.

Victoria College Testing Center

VC Main Campus

Continuing Education Center, Room 201
2200 E. Red River Street, Victoria TX 77901
Phone: (361) 582-2589 • Fax: (361) 582-2473 • Email: TestingCenter@VictoriaCollege.edu
For office hours and more info visit: www.Victoriacollege.edu/TestingCenter

VC Gonzales Center

424 E. Sarah DeWitt Drive
Gonzales, TX 78629
Phone: (830) 672-6251

Email: GonzalesTestingCenter@VictoriaCollege.edu



ATI TEAS Information

The ATI TEAS (Test of Essential Academic Skills) is used as part of the admission process by Victoria College Nursing Programs.

Students may purchase or obtain the seventh edition of the ATI TEAS Version 7 Study Manual which can be purchased at the Victoria College Bookstore or the ATI online store at <https://www.atitesting.com/teas/study-manual>.

The ATI TEAS Study Manual seventh edition features:

- Instructional materials for each of the four subject areas:
- Reading, Mathematics, Science, and English and Language Usage
- Practice problems and examples with explanatory answers keys provided for each lesson
- A practice test accompanies each content area with solutions and rationales
- Detailed glossary of terms used throughout the guide
- Preparation strategies to pass the TEAS

Cost of the study guide:

Approximately \$25 plus tax from the Victoria College Bookstore

ATI TEAS Details:

- Time limit is 209 minutes
- 170 questions {Question types include multiple choice, multiple select (select all that apply), fill in the blank, ordered response and hot spots.}
- The use of a four-function calculator is allowed.
Please do not bring your own calculator one will be embedded within the online version of the exam.

For more information, please visit <http://www.VictoriaCollege.edu/TestingCenter/ATITEAS>.



Golden Crescent Workforce Solutions Service Locations Victoria and Surrounding Areas

City	Office Name	Address	ZIP	Phone	Operation Hours
Bastrop	WF Solutions Rural Capital Area	53 Loop 150 West	78602	(512) 303-3916	M-F 8 a.m.-5 p.m.
Bay City	WF Solutions Bay City	3501 Avenue F	77414	(979) 245-4808	M-F 8 a.m.-5 p.m.
Columbus	WF Solutions Columbus	104 B Shult Dr	78934	(979) 732-3299	M-F 8 a.m.-5 p.m.
Cuero	GC WF Solutions Cuero	1137 N. Esplanade (Cuero Plaza)	77954	(361) 277-8870	M-F 8 a.m.-5 p.m.
Edna	WF Solutions Golden Crescent	903 S Wells	77957	(361) 782-7526	M-F 8 a.m.-5 p.m.
Giddings	WF Solutions Rural Capital Area	164 W Austin St	78942	(979) 542-1740	M-F 8 a.m.-5 p.m.
Goliad	WF Solutions Golden Crescent	329 W Franklin	77963	(361) 645-2703	M-F 8 a.m.-5 p.m.
Gonzales	WF Solutions Golden Crescent	1617 E. Sarah DeWitt Drive	78629	(830) 672-2146	M-F 8 a.m.-5 p.m.
Hallettsville	WF Solutions Golden Crescent	727 S Promenade St	77964	(361) 798-1046	Mon & Fri 8 a.m.-5 p.m. Only
Katy	Workforce Solutions Katy Mills	24025 Katy Fwy Suite D	77494	(281) 644-1030	M-F 8 a.m.-5 p.m.
Kenedy	Workforce Solutions Alamo	491 N Sunset Strip St Suite 107	78119	(830) 583-3332	Call for appt.
La Grange	WF Solutions Rural Capital Area	851 S Reynolds St	78945	(979) 968-8553	M-F 8 a.m.-5 p.m.
Port Lavaca	WF Solutions Golden Crescent	1800 S Highway 35, Suite H	77979	(361) 552-1563	M-F 8 a.m.-5 p.m.
Seguin	WF Solutions Alamo	1411 E. Court Street	78155	(830) 379-4244	M-F 8 a.m.-5 p.m. Call for appt.
Sealy	WF Solutions Sealy	3701 Outlet Center Dr #140	77474	(979) 627-0241	M-F 8 a.m.-5 p.m.
Victoria	WF Solutions Golden Crescent	120 S Main St Suite 110	77902	(361) 578-0341	M-F 8 a.m.-5 p.m.
Wharton	WF Solutions Wharton	1506 N Alabama Rd #C	77488	(979) 531-0730	M-F 8 a.m.-5 p.m.
Yoakum	WF Solutions Golden Crescent	307 Crittenden St.	77995	(361) 741-5100	T, TH 8A-5P Only

January 27, 2022

Financial Aid Information Form

It is important to consult with a Victoria College Financial Aid counselor prior to enrollment to discuss financial aid options. Complete this form with appropriate signatures (both applicant and Financial Aid Counselor) and upload to your Viewpoint account.

Applicant Name: _____

To aid in your success in the Vocational Nursing (VN) Program, prior to acceptance and after registration, it is essential to have financial arrangements planned. All applicants must have a method of payment for the three terms required to complete the Vocational Nursing Certificate Program.

Option A – Payment with Federal Student Aid Funds, to include Direct Loans

As a Vocational Nursing (VN) program applicant, I plan to utilize the Free Application for Federal Student Aid, “FAFSA” and have met with a financial aid counselor at Victoria College to discuss the following items:

1. Financial Aid Status upon being accepted into the Vocational Nursing Program
2. Funds available for the Program to cover the two aid years the program encompasses
3. Disbursement of the funds over the three terms of the Program
4. Issues should I, as a VN student, not complete one of the terms
5. File must be completed and aid awarded prior to the last day to pay, or student must make payment arrangements with the Payments Office.

Option B – Student Self Pay/Other Outside Sources

I have met with a Financial Aid counselor and will not be utilizing financial aid through Free Application for Federal Student Aid (FAFSA) and/or Direct Loans. I will be able to meet any payment deadlines and down-payment requirements without the assistance of any federal funds through FAFSA and/or Direct Loans. I may change to Option A at any time during the aid year after speaking to a Financial Aid counselor. I understand that it may take 4 to 6 weeks to process my FAFSA. Acceptance into this Program will not entitle me to expedited processing.

VN Applicant Signature: _____

Date: _____

Financial Aid Counselor Signature: _____

Date: _____

Please upload this signed and dated form to *Viewpoint*.

Our Community, Our College