

# End-of-Year Summary Report 2016-2017



## Contents

Executive Summary.....	3
Leading the Way .....	4
Board of Trustees.....	4
President .....	4
Administrative Council.....	4
Our Vision.....	5
Our Community, Our College: .....	5
Improving Lives, Strengthening Communities.....	5
Victoria College Values .....	5
Our Mission.....	6
Enrollment – Trends in Credit .....	7
Credit Courses Contact Hours.....	8
Enrollment - High School.....	9
Learning.....	10
Completion – Instruction ABC Rates .....	11
Completion – Increasing Persistence .....	11
Continuing Education & Employment.....	12
Continuing Education Contact Hours.....	12
Academic Foundations .....	13
Associate of Arts & of Science Interdisciplinary Studies .....	13
Associate Degree Nursing.....	14
Licensed Practical/Vocational Nursing.....	14
Respiratory Care Therapy.....	15
Physical Therapy Assistant .....	15
Electronics & Instrumentation .....	16
Process Technology .....	16
Business Management.....	17
Criminal Justice .....	17
Emergency Medical Services & Paramedic.....	18
Computer Information Systems – Networking .....	18
Welding .....	19
Success Point Funding .....	20
Student and Academic Services .....	21
Testing Services .....	21
Enrollment Services & Advising .....	21
Financial Aid .....	21
Fine Arts and Community Need .....	22
Institutional Excellence .....	22
Appendix A: Fine Arts Department Calendar of Events.....	23
Appendix B: Museum of the Coastal Bend Calendar of Activities and Events .....	27

## Executive Summary

The 2016-2017 year saw Victoria College President, Dr David Hinds, leading the college to national recognition as a 'Great College to Work For'. This national survey, run by *The Chronicle of Higher Education*, awarded Victoria College recognition in four categories including:

- Overall Job Satisfaction
- Supervisor or Department Chair Relationship
- Facilities, Workplace, and Security
- Confidence in Senior Leaderships



The year also saw Victoria College making strong gains on persistence. Measured on First Time in College (FTIC) students, Fall-to-Spring persistence increased 4.3%. The tougher measure, Fall-to-Fall, increased by almost 2%. Instruction ABC success rates were also up over 1%. The ABC metric is used to understand success of all students officially enrolled in courses for the semester.

In addition to more satisfied employees, Victoria College's student's satisfaction is also on the rise. The Community College Survey of Student Engagement (CCSSE) saw student perceptions of active learning, student effort, academic challenge, student/faculty interaction, and overall learner support all on the increase. The CCSSE puts Victoria College in competition with other colleges in a peer group, and for the first time, all five measures place the college in the top half of our peer group. Of particular note: these gains happened even as student perception of academic rigor increased over 3%.

Students and employees alike are finding a common understanding that rigor and retention synergistically create a strong college foundation for our community. The theme throughout this year's end of year report is attainment of student completion goals which tie into ongoing work towards Pathways.

# Leading the Way

## Board of Trustees



**Dr. Daniel A. Cano**  
Member, District 5  
Occupation: Physician  
Member since 2016  
Term expires in 2020




**Ms. Michelle A. Yates**  
Member, District 1  
Occupation: Education  
Member since 2015  
Term expires in 2018



**Mr. Luis A. Guerra**  
Vice Chair, District 2  
Occupation: Engineer  
Member since 2008  
Term expires in 2018



**Mr. John E. Zacek**  
Member, District 4  
Occupation: Banking Executive  
Member since 2016  
Term expires in 2022



**Ms. Catherine R. McHaney**  
Member, District 6  
Occupation: Newspaper  
Co-owner  
Member since 1985  
Term expires in 2022

## President



**Mr. V. Bland Proctor**  
Secretary, District 3  
Occupation: Attorney  
Member since 2011  
Term expires in 2020



**Dr. David Hinds**  
*President*



**Mr. Ronald B. Walker**  
Chair, District 7  
Occupation: Attorney  
Member since 1985  
Term expires in 2020

## Administrative Council

- Ms. Cindy Buchholz**.....Interim Vice President of Instruction
- Ms. Jackie Mikesh**.....Interim Dean of Student Services
- Mr. Keith Blundell**.....Vice President of Administrative Services
- Ms. Jennifer Yancey**.....Vice President of College Advancement & External Affairs

## Our Vision

### Our Community, Our College:

#### Improving Lives, Strengthening Communities

- Empowering each student to achieve excellence in an environment that cultivates personal relationships among students, faculty and staff.
- Being the catalyst for educational attainment, economic growth and cultural enrichment in partnership with business, industry, community groups and all levels of education.

## Victoria College Values

Victoria College's commitment to its mission is guided by the following values:

**We value integrity.** Victoria College will foster an environment of respect, honesty, openness, and fairness, and will promote responsible stewardship of resources and public trust.

**We value respect for the unique characteristics and abilities of individuals.** Victoria College will welcome and promote diversity among students, faculty, staff, and our community, while cultivating a respectful, collegial, and accessible working and learning environment.

**We value student achievement and student success.** Victoria College will create learning opportunities that challenge our students and help them meet their educational goals.

**We value excellence.** Victoria College will strive to achieve the highest standards of performance in teaching and in the services we offer students, colleagues, and our communities.





## Our Mission

Victoria College is a public, open-admission college. Our mission is to provide educational opportunities and services for our students and the communities we serve. Victoria College provides:

### **Associate Degrees and Certificates**

Programs leading to the Associate of Arts, Associate of Science, Associate of Applied Science, and Certificates that meet the needs of the students and communities within our service area.

### **University Transfer**

Academic courses that apply to baccalaureate degrees and meet the educational needs of students planning to transfer to a university.

### **Career & Technical Education**

Credit courses and programs designed to satisfy local and regional employer demands and meet individuals' workforce training needs.

### **Academic Foundations**

Compensatory education courses consistent with open-admission policies designed to prepare students effectively for success in college-level studies.

### **Continuing Education**

Noncredit courses and programs that meet the immediate technical and occupational skills needs of employers and the individual, and fulfill the personal enrichment and cultural needs of the individual and the community.

### **Adult Education**

Adult education, basic skills, and English as a second language instructional programs that meet the specific educational needs of our adult constituency.

### **Student Support**

Services and activities that support student success, including academic guidance and counseling services.

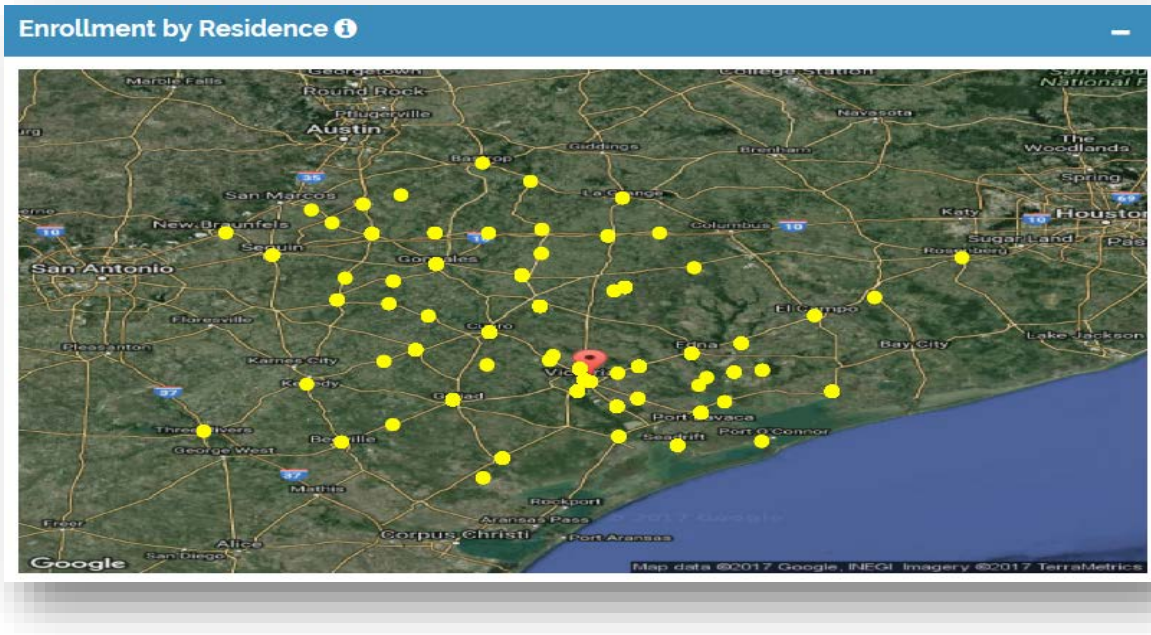
### **Cultural and Intellectual Outreach**

Educational activities and events that enhance our community's quality of life.

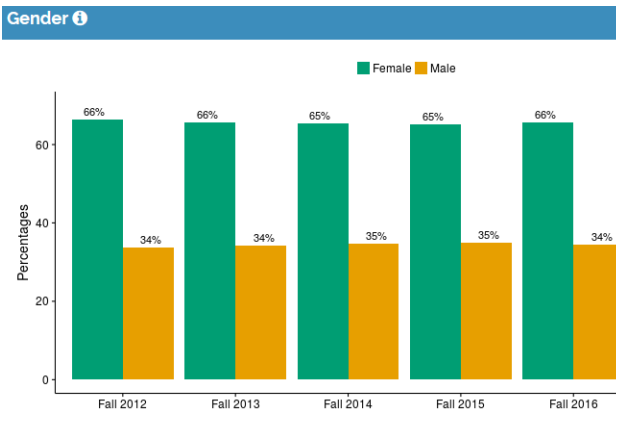
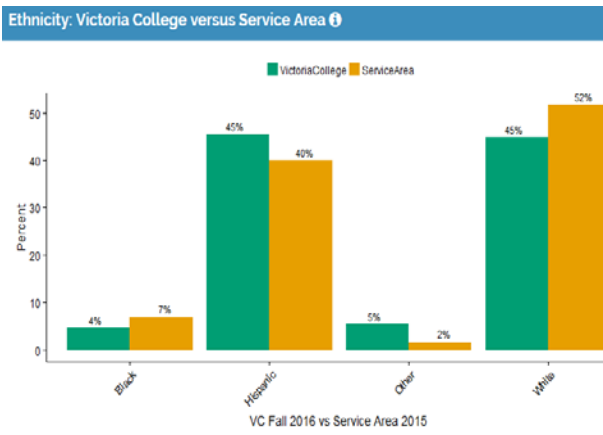


## Enrollment – Trends in Credit

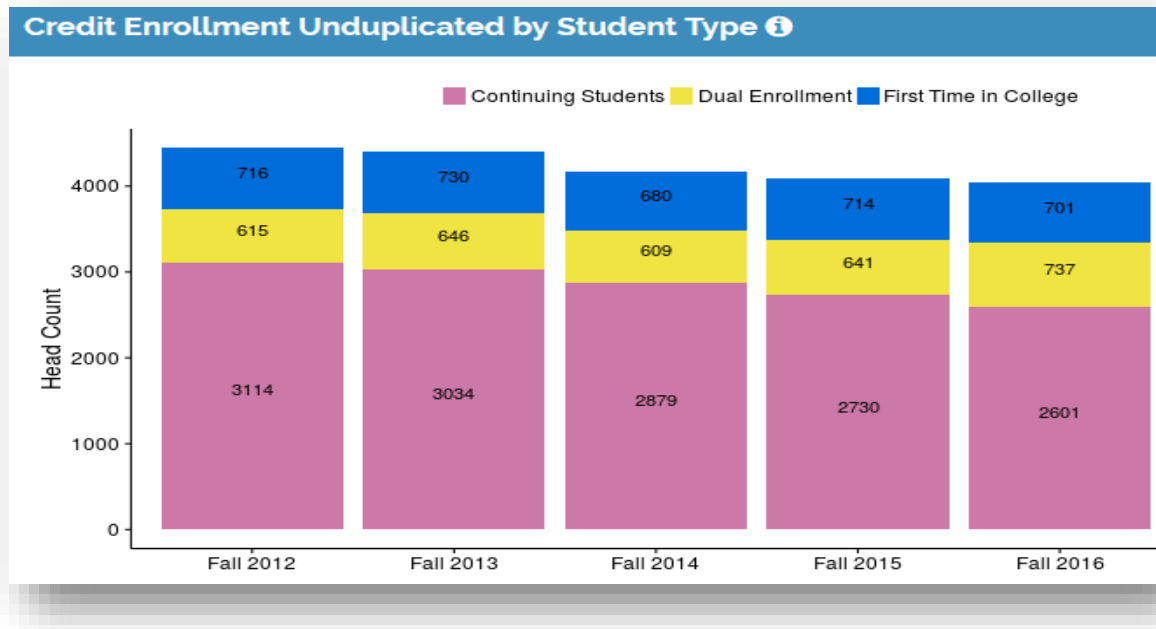
Victoria College's seven county service area continues to be well represented in enrollments. The student body includes increasing levels of dual enrollment.



Gender ratios stayed consistent at two-to-one female to male. Ethnicity has slowly changed in recent years matching regional and national trends to the point that, for the first time, Hispanic and Non-Hispanic White are both now 45%.



Partnerships with service area K-12 districts may relate to increases in dual enrollment. Marketing and enrollment services now leverage customer relationship management software to message prospective students with information specific to their unique need(s).



## Credit Courses Contact Hours

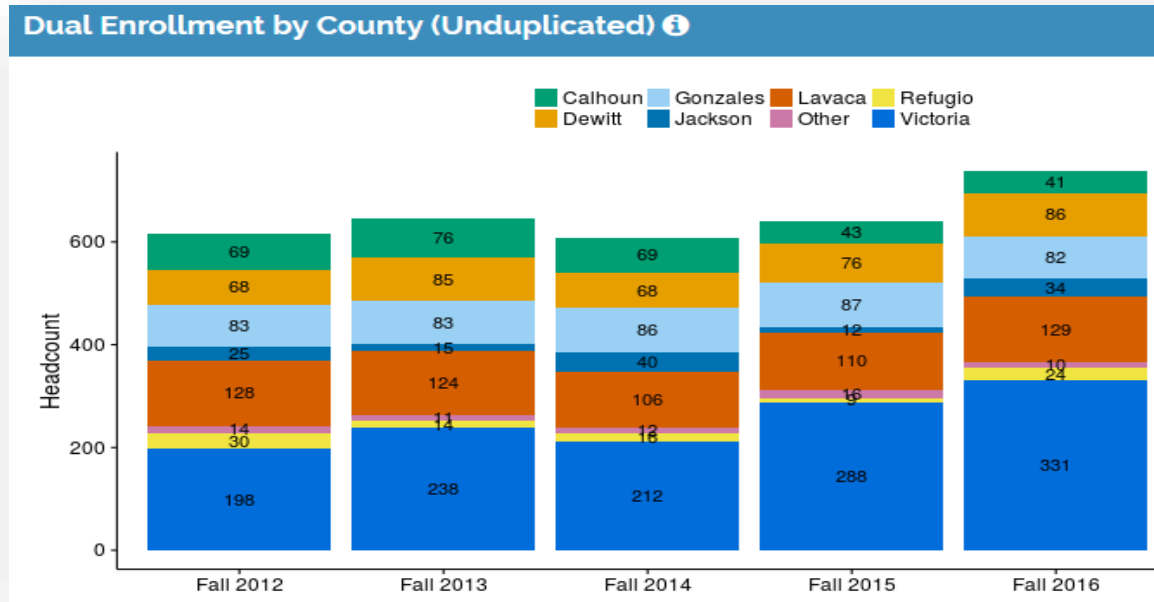
Instruction contact hours showed a modest overall increase from last year.

	2014-2015	2015-2016	2016-2017	3-Year % Change
Academic Foundations	123,824	146,736	156,656	11.71%
Arts, Humanities, & Social Sciences	505,200	494,128	492,848	-1.24%
Science, Mathematics, & Phys. Ed.	287,664	288,992	294,624	1.20%
Career, Health, and Technical Prof.	612,400	537,184	530,512	-7.16%
<b>CREDIT COURSE TOTAL</b>	<b>1,529,008</b>	<b>1,467,040</b>	<b>1,474,640</b>	<b>-1.81%</b>

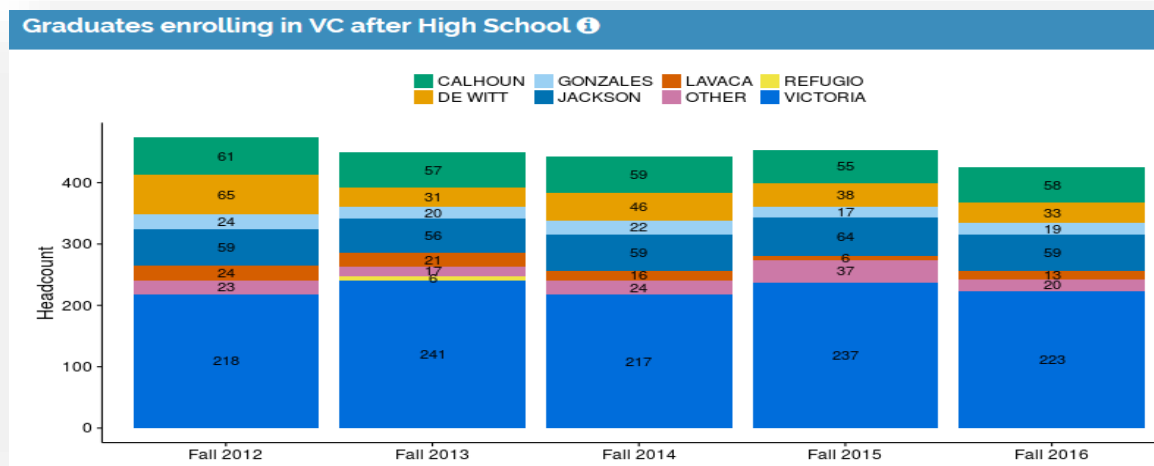


## Enrollment - High School

Drilling down into the college's increasing dual enrollment shows Victoria and Lavaca counties are primary headcount drivers. High-impact partnerships with VISD contributes to continued gains.

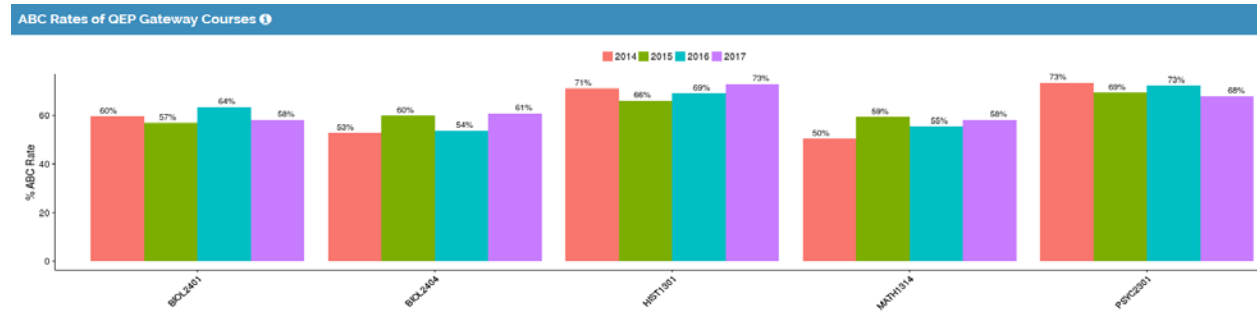


Post-high school enrollment, while presently stable, may taper off in the future due to dual enrollment students' increased earned hours completing transfer or workforce requirements. Students at sites such as Liberty Academy Early College Center can already earn associates degrees prior to earning their high school diploma.

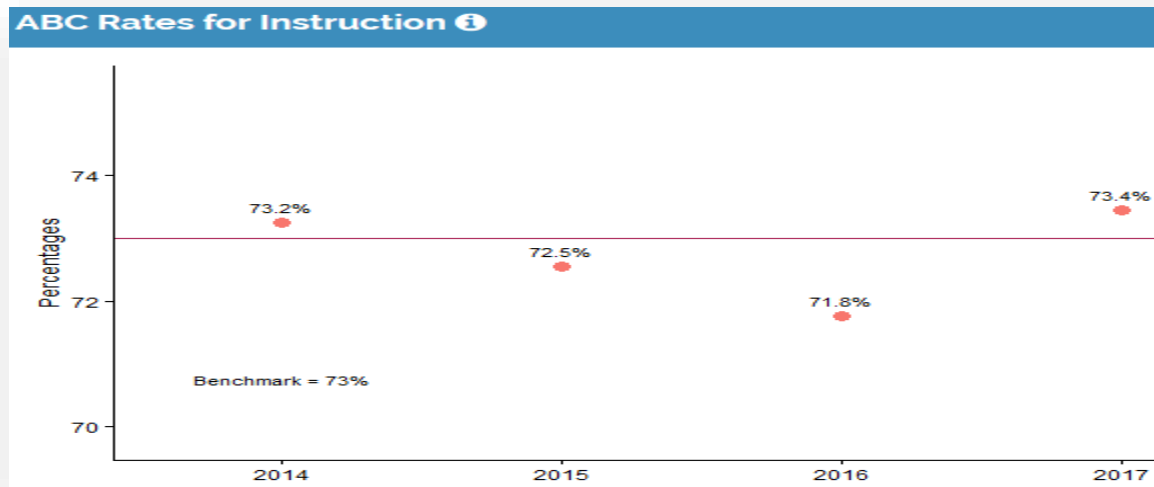


## Learning

Student Success is a priority at Victoria College, and engaging student learning is integral to that objective. Faculty deploy many success strategies, including the college's quality enhancement plan to increase critical thinking via students engaged in active learning. While improvements in critical thinking measures are best reported in learning outcomes shown later in this report, maintaining or improving baseline ABC rates in targeted gateway courses directly ties to student learning. Beyond maintaining baseline, College Algebra shows a significant increase in student success – bucking a nationwide downward trend in mathematics!

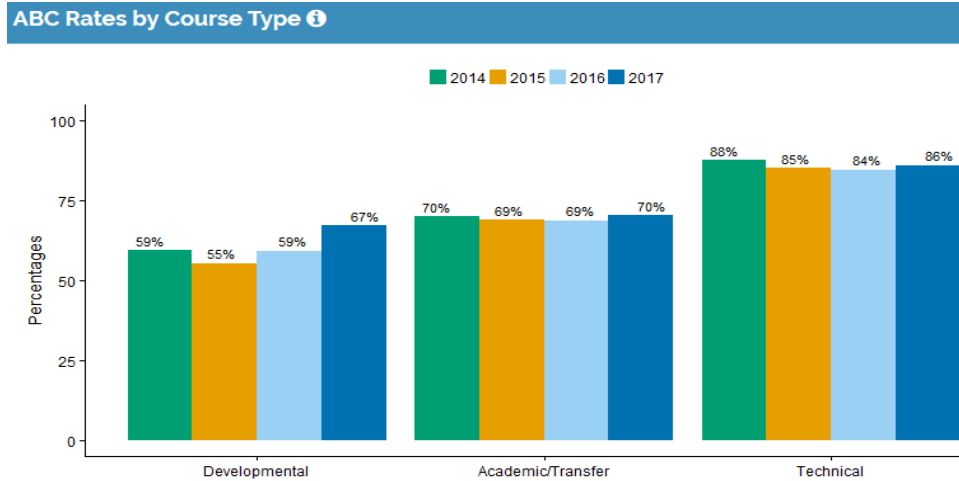


These combined efforts along with other campus-wide initiatives may have contributed to the overall ABC increase – putting an end to two years of declining numbers.



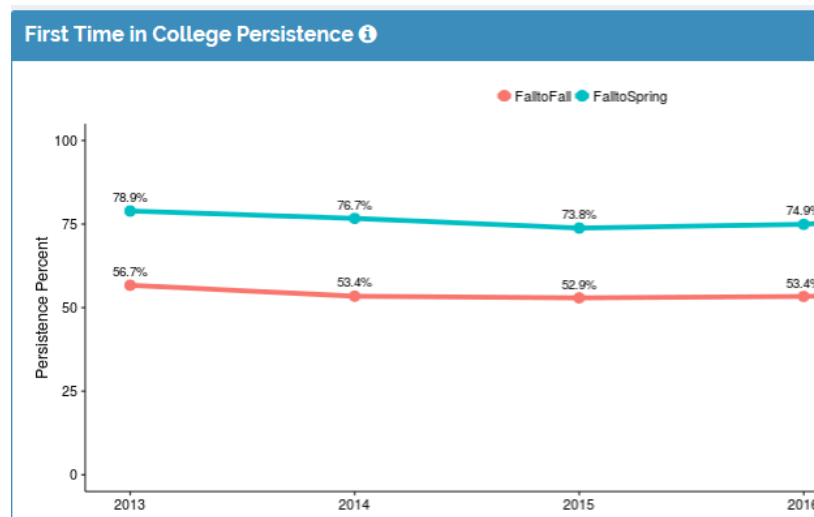
## Completion – Instruction ABC Rates

All instructional divisions saw gains which are in-line with all faculty efforts to include high engagement practices in every classroom. These best practices include consciously building classroom and campus community as well as deliberately connecting students to the resources they need to succeed. Additionally, increasing levels of cohesion through all areas of the college nurture a comprehensive approach to student success and are a result of transformational leadership consistently demonstrated by senior administration.



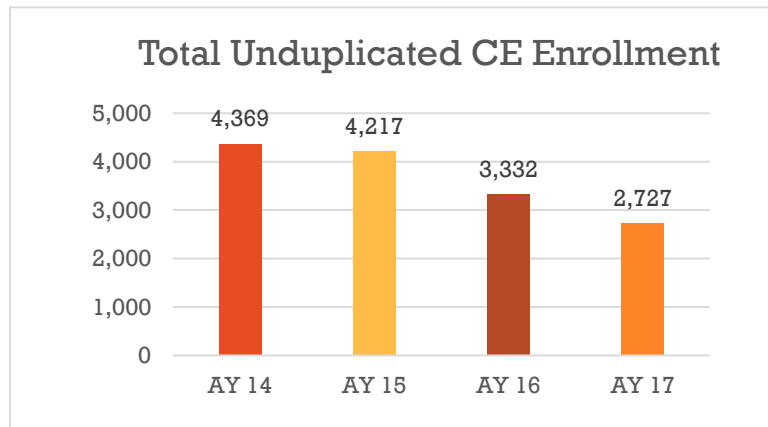
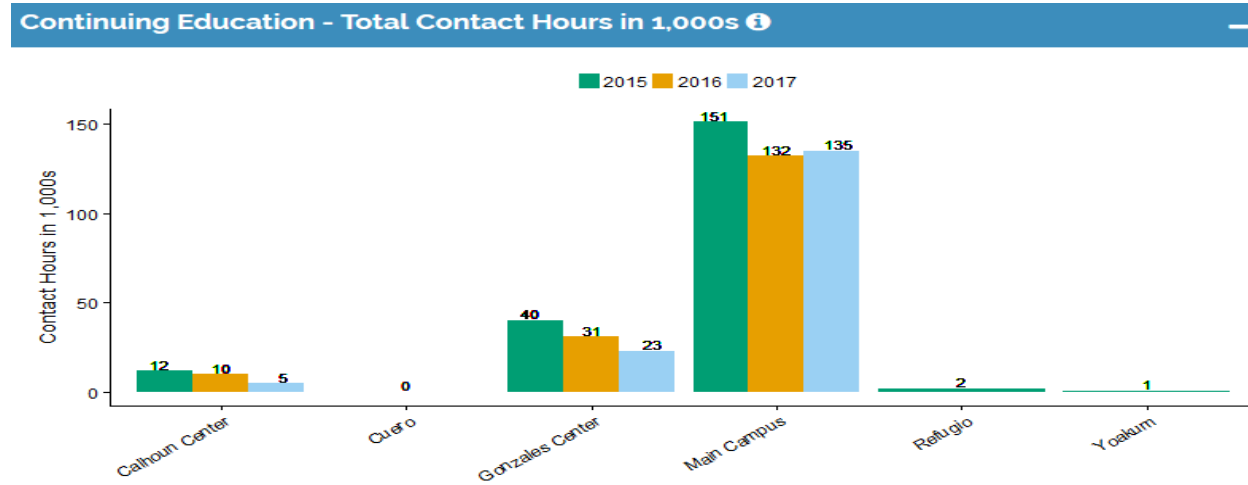
## Completion – Increasing Persistence

Persistence is increasing in first-time-in-college students, both fall-to-spring and the harder to achieve fall-to-fall. These are both traceable to college-wide commitment to high-impact engagement strategies.



## Continuing Education & Employment

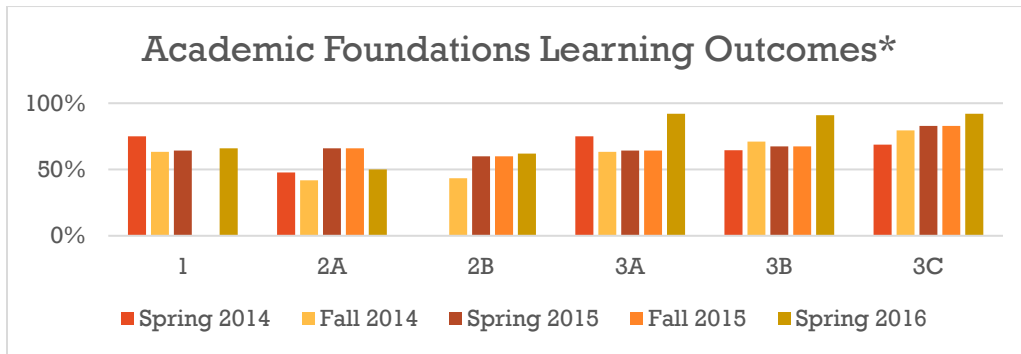
Enrollment peaked as the economy experienced negative growth prior to 2015. While the economy's subsequent recovery resulted in decreasing enrollment, that downward trend is starting to reverse on the main campus. In particular, workforce development and law enforcement are trending upward.



### Continuing Education Contact Hours

	2013-2014	2014-2015	2015-2016	2016-2017
Workforce Development	75,628	70,107	55,399	74,212
Law Enforcement	26,367	19,989	27,424	29,346
Emergency Medical	14,021	6,650	6,385	4,703
Allied Health	51,966	72,283	54,788	13,178
<b>TOTAL FUNDED</b>	<b>167,982</b>	<b>169,029</b>	<b>143,996</b>	<b>121,439</b>
<b>TOTAL UNFUNDED</b>	<b>41,718</b>	<b>33,023</b>	<b>27,407</b>	<b>43,065</b>

## Academic Foundations



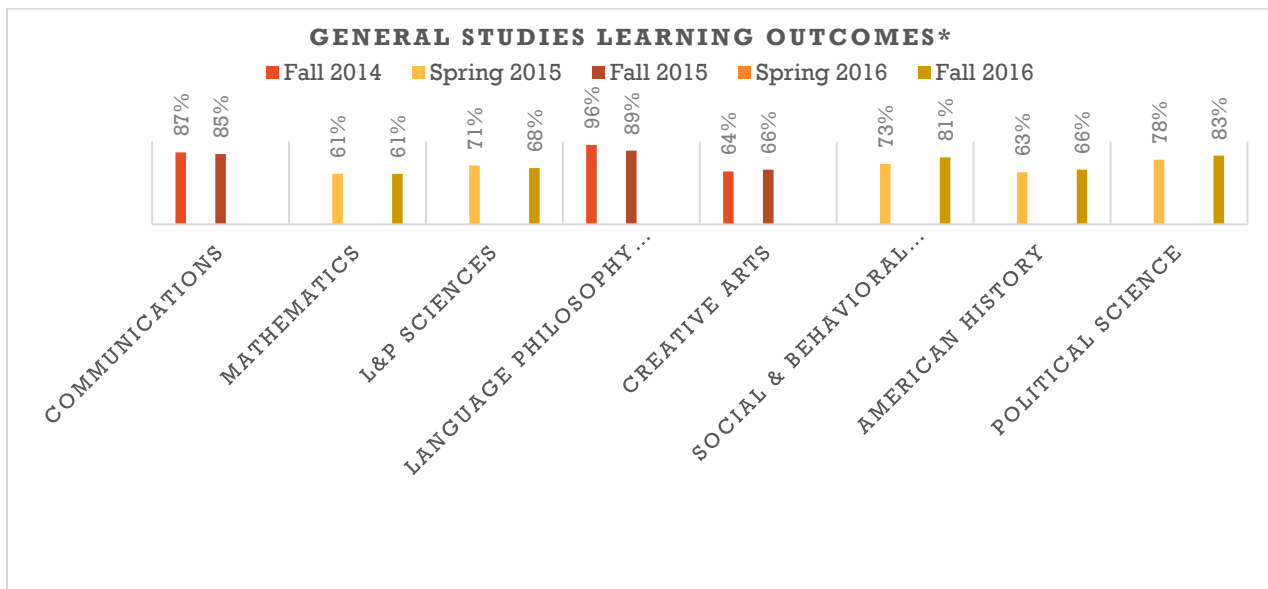
Victoria College is an open enrollment institution; fostering lifelong learning, the College's pre-credit level courses prepare students for credit-level success.

Now in its third year, the Academic Café is Victoria College's learning emporium laboratory. Open 60 hours a week, students enter these 'bubble' courses as needed and exit once they earn mastery of learning objectives.

Over the last year, all developmental courses saw an 8% increase in pass rates.

## Associate of Arts & of Science Interdisciplinary Studies

Students must meet with an academic advisor before completing a cumulative total of 30 or more semester credit hours and, in consultation with an academic advisor, complete a degree plan to determine the best route to meeting their career or transfer goals.



\*Note: Please contact the relevant division dean(s) for a list of learning outcomes.

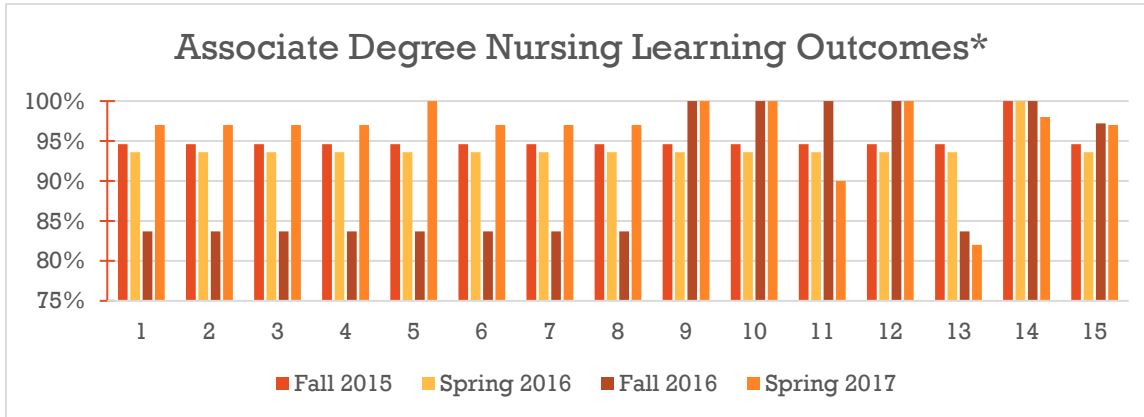
Total Degrees Granted:

	2014	2015	2016	2017
A.A. –or– A.S.	208	292	313	286



## Associate Degree Nursing

Students taking this two-year degree earn an Associate of Applied Science in nursing. National NCLEX licensure pass rates average less than Victoria College's rates based on recent data.



\*Note: Please contact the relevant division dean(s) for a list of learning outcomes.

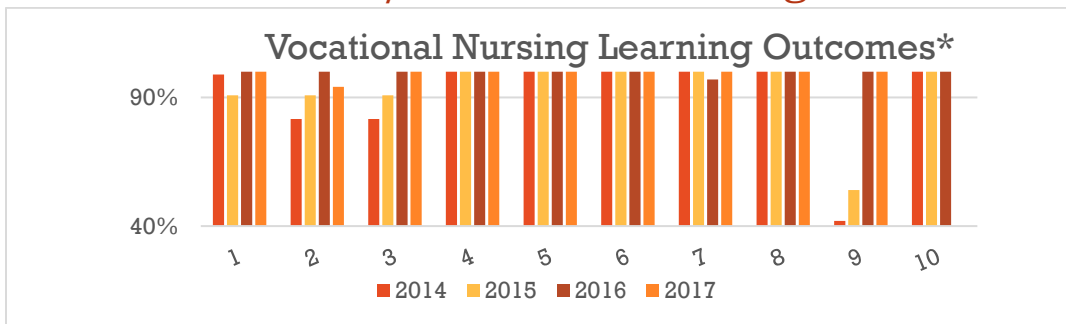
### Actual Licensures Passed:

Major	2014	2015	2016	2017
ADN	91	70	70	-

### Program Licensure Rates:

Major	2014	2015	2016	2017
ADN	95%	96%	88%	-

## Licensed Practical/Vocational Nursing



\*Note: Please contact the relevant division dean(s) for a list of learning outcomes.

A twelve-month rather than two year certificate offered at four locations in Victoria College's service area, this high impact program has a high licensure success rate.

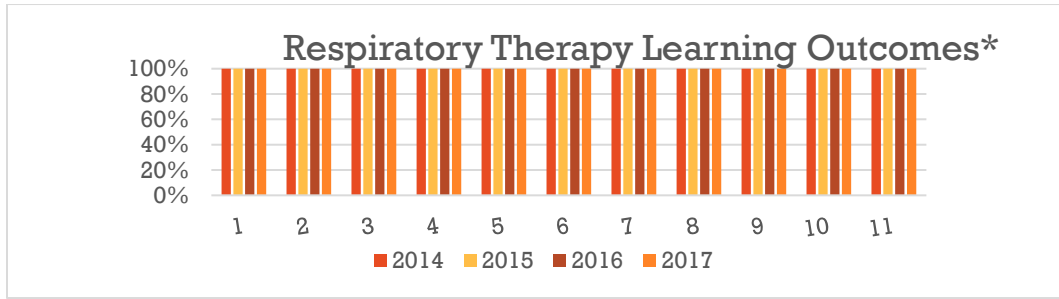
### Actual Licensures Passed:

Major	2014	2015	2016	2017
LVN	89	83	53	-

### Program Licensure Rates:

Major	2014	2015	2016	2017
LVN	95%	100%	100%	-

## Respiratory Care Therapy



\*Note: Please contact the relevant division dean(s) for a list of learning outcomes.

This two-year Associate of Applied Science program enables students to sit national exams leading towards Registered Respiratory Therapist (RRT). They also have an advancing set of internal measures for inter rater reliability.

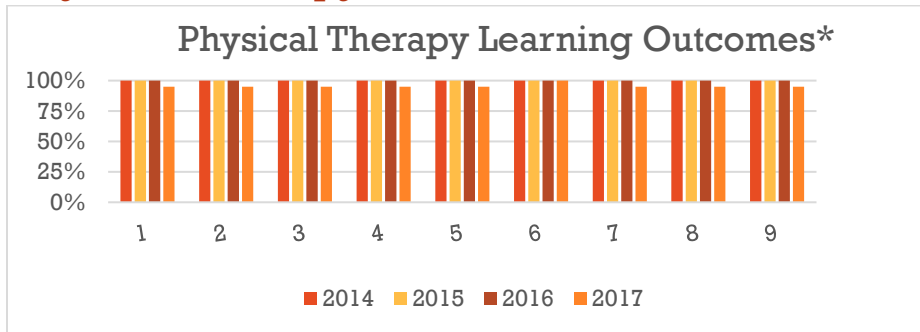
### Actual Licensures Passed:

Major	2014	2015	2016	2017
RT	9	5	11	-

### Program Licensure Rate:

Major	2014	2015	2016	2017
RT	100%	100%	100%	-

## Physical Therapy Assistant



\*Note: Please contact the relevant division dean(s) for a list of learning outcomes.

Not only do the core courses for this program potentially transfer to four-year university programs, students in this two-year Associate of Applied science program are allowed to take the National Physical Therapist Assistant licensing exam.

### Actual Licensures Passed:

Major	2014	2015	2016	2017
PTA	14	11	15	-

### Program Licensure Rate:

Major	2014	2015	2016	2017
PTA	100%	100%	100%	-

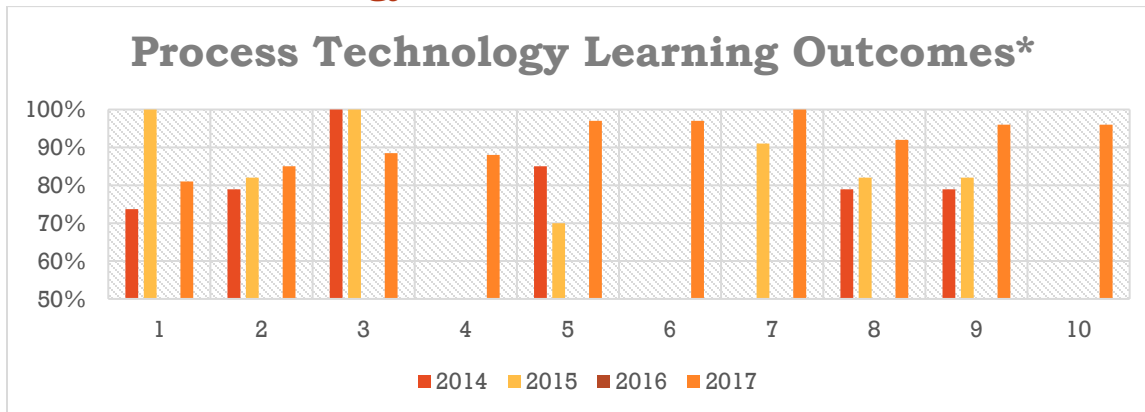
## Electronics & Instrumentation

Part of Victoria College's stackable credential efforts, this path can start with certificates in instrumentation, instrumentation/measurement technician, and could include an instrumentation enhanced skills certificate should an instrumentation certificate be earned first. Additionally, courses on these certificates satisfy some requirements for the associate of applied sciences with instrumentation specialization.

### Total Degrees/Certificates Granted

<i>Major</i>	2014	2015	2016	2017
<i>AAS EIET</i>	4	2	7	11
<i>AAS EITT</i>	24	33	45	34
<i>CERT1 EITE</i>	6	1	5	5
<i>CERT1 INMT</i>	27	47	80	10
<i>CERT1 INST</i>	27	37	58	36
<i>CERT3 EINA</i>	1	-	-	-

## Process Technology



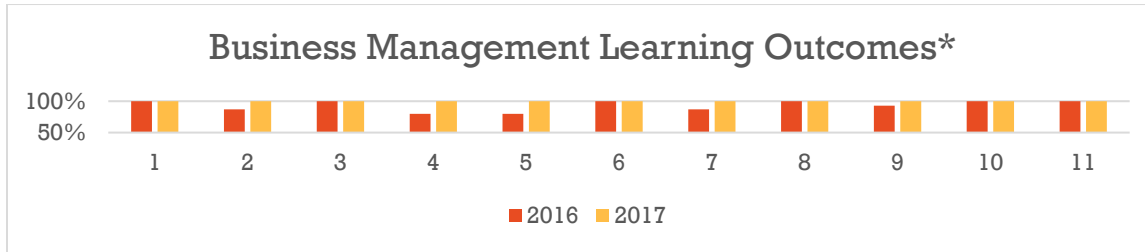
\*Note: Please contact the relevant division dean(s) for a list of learning outcomes.

Available as either a certificate earnable in just one year or a full two-year Associate of Applied Science degree, students are prepared to be technicians or operators.

### Total Degrees/Certificates Granted

<i>Major</i>	2014	2015	2016	2017
<i>CERT1 PRTC</i>	-	20	29	25
<i>AAS PROT</i>	9	18	16	9

## Business Management



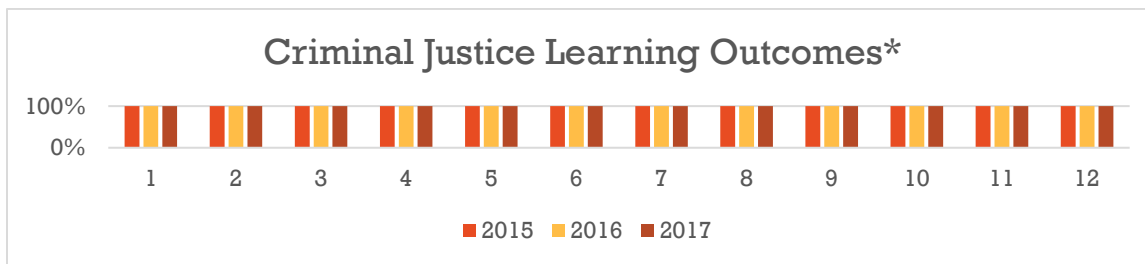
\*Note: Please contact the relevant division dean(s) for a list of learning outcomes.

With three occupational skills certificates, one Level I certificate, and an Associate of Applied Science degree in business management, Victoria College offers students a variety of stackable options for potential careers in business and manufacturing facilities.

### Total Degrees/Certificates Granted

Major	2014	2015	2016	2017
AAS BMGT	13	13	13	11
AAS POAC	2	4	1	1
AAS POTA	4	12	1	-
AAS POTM	2	7	1	-
CERT1 BMGS	22	21	3	7
CERT1 BMGT	13	17	4	6
CERT1 BMOF	-	13	22	35
CERT1 POTC	6	16	1	1

## Criminal Justice



\*Note: Please contact the relevant division dean(s) for a list of learning outcomes.

Designed for students seeking work in law enforcement corrections, and other similar positions, this Associate of Applied Science degree prepares one for entry-level positions in the criminal justice field including certification as a basic peace officer.

### Total Degrees and/or Certificates Awarded:

Major	2014	2015	2016	2017
Police Academy Certificate	21	32	35	18
	1	3	2	-

### Licensure Rates:

Major	2014	2015	2016
Police Acad.	100%	100%	100%

## Emergency Medical Services & Paramedic

Victoria College's Emergency Medical Services (EMS) Program offers EMT through Paramedic courses leading to a certificate or Associate of Applied Science degree.

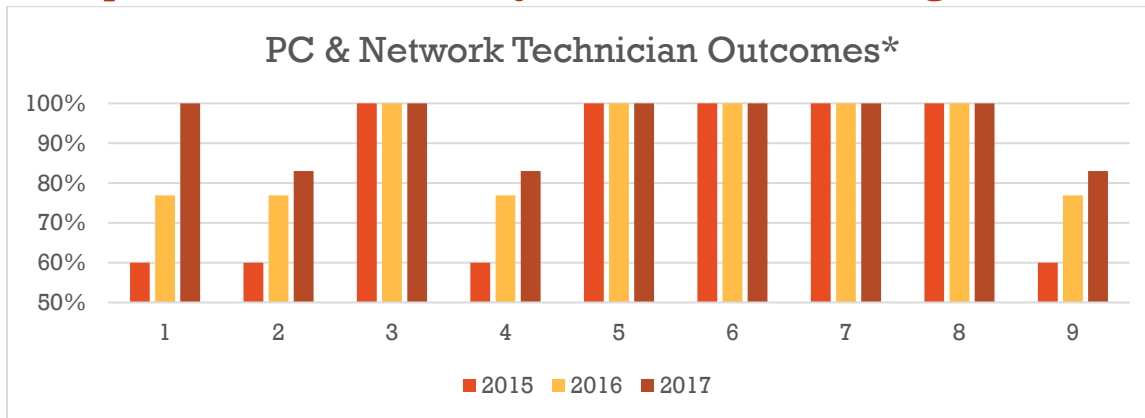
### Total Degrees/Certificates Granted:

Major	2014	2015	2016	2017
AAS EMSV	3	7	2	5
CERT1 EMTP	12	19	1	-
CERT2EMPM	-	-	8	17

### EMT Licenses Granted:

Major	2014	2015	2016
EMT	100%	85%	95%

## Computer Information Systems – Networking



\*Note: Please contact the relevant division dean(s) for a list of learning outcomes.

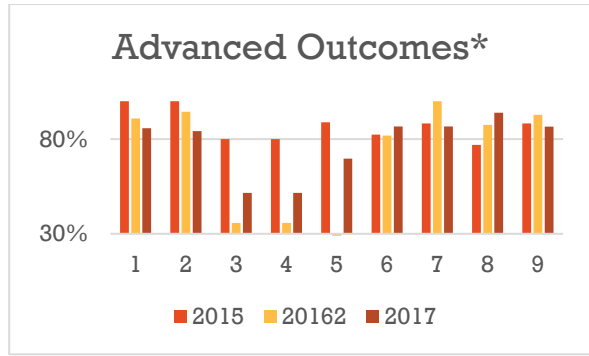
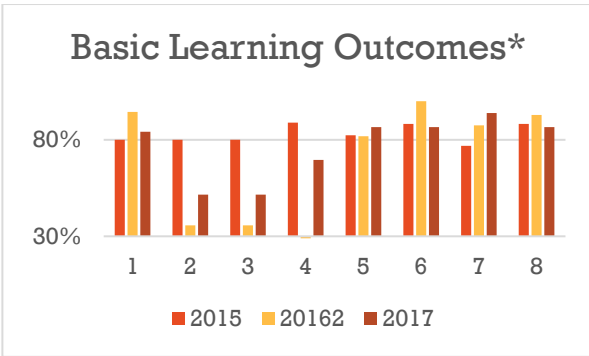
PC technician, network technician, LAN administrator, telecommunications technician, wireless network technician, or LAN security technician are potential careers with Victoria College's PC and Local Area Network Technician Certificate.

### Total Degrees/Certificates Granted:

Major	2014	2015	2016	2017
CERT1 CPCN	10	4	11	7



# Welding



\*Note: Please contact the relevant division dean(s) for a list of learning outcomes. B = Basic &

Victoria College offers welding training, including a Basic Welding Certificate, an Advanced Welding Certificate, and two levels of Workforce & Continuing Education training.

### Total Degrees/Certification Granted:

Major	2014	2015	2016	2017
CERT1 WELA	15	9	14	9
CERT2 WELD	15	9	16	8



**STUDENTS COMPETING IN WELDING RODEO**

## Success Point Funding

### Success Points-Texas Higher Education Coordinating Board

	FY 2014	FY 2015	FY 2016	% Change
<b>Annual Success Point Total</b>	<b>5,912</b>	<b>6,038</b>	<b>6,290</b>	<b>6.4%</b>
<i>Math Readiness</i>	189	242	423	123.8%
<i>Read Readiness</i>	83	75	109	31.3%
<i>Write Readiness</i>	71	84.0	116	63.4%
<i>Students Who Complete 15 SCH</i>	1,159	1,109	1,011	-12.8%
<i>Students Who Complete 30 SCH</i>	796	709	625	-21.5%
<i>Students Who Transfer to a 4-Year Institution</i>	718	724	776	9.9%
<i>Students Who Pass First College-Level Math Course</i>	648	669	651	0.5%
<i>Students Who Pass First College-Level Read Course</i>	557.5	580	603	8.1%
<i>Students Who Pass First College-Level Write Course</i>	445	438	452	1.6%
<i>Degrees, Core Curriculum or Certificates (Unduplicated)</i>	628	880	964	53.5%
<i>Degrees or Certificates in Critical Fields</i>	630	545	560	-11.1%

#### How are Points/Funding Calculated?

Since the points are based on milestones achieved, multiple points can be awarded for an individual student. Points are awarded for students who enroll in current year and:

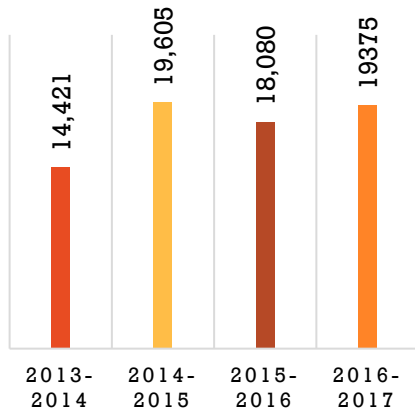
- Became College ready (met TSI standards in math, reading, or writing); 1 point math, .5 point reading, .5 point writing
- Successfully completed the first college level math course; 1 point
- Successfully completed the first college level reading/writing course; .5 point reading, .5 point writing, 1 point reading/writing intensive
- Successfully completed their first 15 semester credit hours (SCH); 1 point
- Successfully completed their first 30 SCH; 1 point
- Earned a degree or certificate (not in a critical field); 2 points
- Earned a degree or certificate in a critical field; 2.25 points
- Transferred to a senior institution after having successfully completed 15 SCH; 2 points

(FROM: [HTTP://WWW.TXHIGHEREDACCOUNTABILITY.ORG/ACCTPUBLIC/#GOAL2 X01C](http://www.txhigheredaccountability.org/acctpublic/#GOAL2 X01C))

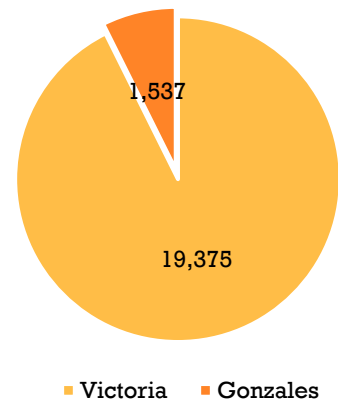
## Student and Academic Services

### Testing Services

**Total Tests administered in Testing Centers**

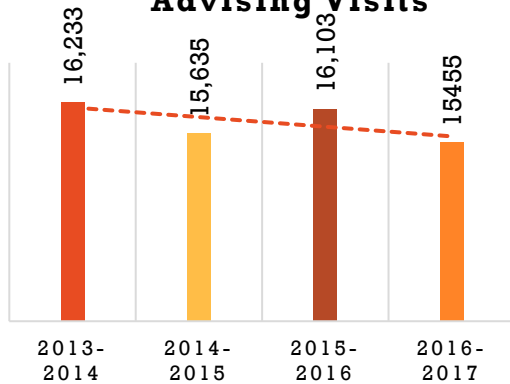


**2016-17 Total Test administered in Testing Centers by Location**



### Enrollment Services & Advising

**Students Duplicated Advising Visits**



**774 Students Participated in Pirate Orientation during Fall 2016**

### Financial Aid

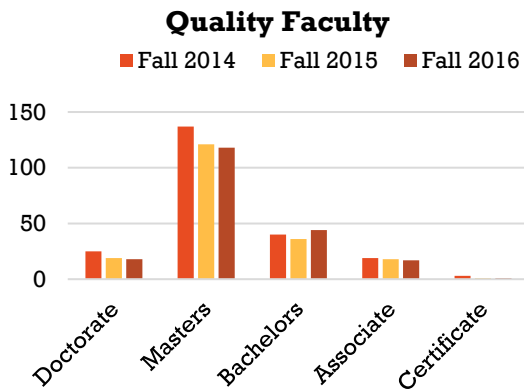
**Financial Aid Received**

Aid Type	2016	2017
Pell Grants	\$4,707,561	\$4,761,605
Subsidized Loans	\$1,163,376	\$1,086,271
Unsubsidized Loans	\$1,508,732	\$1,465,129

## Fine Arts and Community Need

<b>CULTURAL ENRICHMENT OPPORTUNITIES</b>			
	2014-15	2015-16	2016-17
Welder Center	126	149	320
Museum events sponsored by Dept. of Cultural Affairs	135	115	131
VC Fine Arts Department-Number of events	80	64	320

## Institutional Excellence



Victoria College President Dr. David Hinds, center, congratulates VC Professor Pat Mason, left, who was chosen the recipient of the 2017 Distinguished Teaching Award.

**VC Foundation Awards  
almost \$20,000 in 2016-17!**



### College Area

### Total Monies

Instructional Services	\$12,244.58
Student Services	\$ 2,000
Advancement & External Affairs	\$ 4,585
Administrative Services	\$ 995

## Appendix A: Fine Arts Department Calendar of Events

Victoria College Fine Arts Department and Instructors events for Fall/Spring 2016-2017

### Fall 2016

September 26	Fall Concert "Choral Celebration 2" with VC and HS Choirs, Victoria Fine Arts Center - 7:00 p.m.
October 11	Dr. Marylynn Fletcher judged All-State Choir, Region 14, UIL District Auditions in Corpus Christi
October 4	Crossroads Community Band- Concert in the quad-VC Technology CTR-6:30 p.m.
October 6 - 28	Art Exhibit, Monica Camero, Adjunct Faculty Victoria College Fine Arts Gallery
October 18	Victoria College Jazz Combo performance at the 56 <sup>th</sup> annual Corpus Christi Jazz Festival
October 24	Crossroads Strings - Welder Center 7:30 pm
November 5	Dr. Marylynn Fletcher judged All-State UIL Region 14 Auditions in Corpus Christi
November 10-December 2	Victoria College Art Department Student Show- Victoria College Fine Arts Gallery
November 11	Crossroads Community Band-Veteran's Performance-Victoria Fine Arts Center -7:30 p.m.
November 15	Victoria College Department Recital, Johnson Symposium - 1:00 p.m.



### Top Transfer Universities for Transfer Students transferring from VC after “Dual Credit”

Fall 2014	Fall 2015	Fall 2016
Texas A&M	Texas A&M	Texas A&M
UH-Victoria	UT-San Antonio	Texas State University
Texas State University	Texas State University	UT-Austin
UT-San Antonio	Texas A&M CC	UH-Victoria
UT-Austin	UT-Austin	UT-San Antonio

### Top Transfer Universities for Students transferring with 15+ hours accumulated from VC

Fall 2014	Fall 2015	Fall 2016
UH-Victoria	UH-Victoria	UH-Victoria
Texas A&M	Texas State University	Texas A&M
Texas State University	Texas A&M	Texas State University
Texas A&M CC	UT-Austin	UT-Austin
UT-Austin	Texas A&M CC	Texas A&M CC

## Transfer Plans

---

Victoria College has developed Transfer Agreements with the following universities. These Transfer Plans allow students to save time and money by attending VC two years before transferring to one of the participating universities as a junior.

Some of the universities that have Transfer Agreements with Victoria College include:

- Texas A&M University - College Station
- Texas A&M University - Corpus Christi
- Texas A&M University - Kingsville
  - Texas State University
  - University of Texas - Austin
- University of Texas - San Antonio
  - University of North Texas
- University of Houston - Victoria

November 30	VC & High School Jazz Bands, Leo J. Welder Center – 7:00 p.m.
December 1	Victoria College, East and West High School Jazz Ensembles-East HS Auditorium - 7:00 p.m.
December 2	Victoria College Choir & Victoria Civic Chorus - Our Saviors Lutheran Church- 7:30 p.m.
December 5	Crossroads Strings Holiday Concert, East High School Auditorium - 6:00 p.m.
December 14	Crossroads Community Band-Holiday Performance, Victoria Fine Arts Center - 7:30 p.m.
December 15	Tuba Christmas, Victoria Fine Arts Center - 7:30 p.m.
December 16	Crossroads Community Band Concert, Victoria Mall, 10 a.m.
<b>Spring 2017</b>	
January 26-28	Texas Association of Music Schools conference, President Elect Dr. Marylynn Fletcher
February 4	Dr. Marylynn Fletcher judged Vocal UIL contest at East H.S. for Region 14
February 8-11	Took 5 Two Year College All-State Choir Members and 3 All-State Band Members to San Antonio for the convention
February 9-March 3	Art Exhibit, Liz Hermanson, Victoria College Fine Arts Gallery

February 12	Empty Bowls-Victoria College Student Center- 11:00 a.m.
February 21	Crossroads Community Band Concert - Welder Center -7:30 p.m.
March 6	Crossroads Strings-Welder Center-7:30 pm
March 9	Dr. Marylynn Fletcher ran a choral clinic for Howell Middle School Choir
March 22 & 29	Dr. Marylynn Fletcher ran choral clinics for Victoria West High School Choir
March 22	Dr. Marylynn Fletcher ran a choral clinic for Victoria East High School Choir
March 28	Crossroads Community Band Concert-Welder Center - 7:30 p.m.
March 31	Victoria College Spring Choir Concert – Welder Center- 7:30 p.m.
April 13-27	Victoria College Continuing Education Ceramics Show-Victoria College Fine Arts Gallery
April 11	VC Sophomore Vocal Recital, Samuel Gross, tenor, 7:30 p.m., Our Saviour's Lutheran Church
April 21	Victoria College Departmental Rectal-Johnson Symposium-11:00 a.m.
April 22/23	Dr. Marylynn Fletcher / Jonathan Anderson / Victoria College Music Scholarship auditions

April 25	Crossroads Community Band, Victoria Civic Chorus and Victoria College Choirs- Victoria Fine Arts Center-7:30 p.m.
May 1	Crossroads Strings Spring Concert- Welder Center -7:30 pm
May 4-5	Victoria College Art Department Student Show- Victoria College Fine Arts Gallery
May 4	Victoria College Choraliers sang for East HS Choir, Cuero HS Choir, and West HS Choir
May 5	Victoria College, HS Jazz Ensembles – Welder Center
May 14	Crossroads Community Band Mother’s Day Concert, Gazebo Downtown Victoria
May 17-19	Dr. Marylynn Fletcher served on the Clara Freshour Nelson Scholarship Committee, Austin, TX
July 22-28	Dr. Marylynn Fletcher participated in the World Symposium on Choral Music
Aug. 14-16	Dr. Marylynn Fletcher helped lead a “Sight Singing Camp” for choir students at Victoria East High School
Aug. 14-20	Debra Chronister, solo exhibit at Victoria Art League

## Appendix B: Museum of the Coastal Bend Calendar of Activities and Events

### Museum of the Coastal Bend

#### 2016-2017 Activities and Events

##### 2016

9/1/2016	VC history class, Janda
9/7/2016	Orami Senior Group from Houston
9/7/2016	Participated in Pirate Connection
9/10/2016	Participated in Crossroads Home Educated Children Bash
9/17/2016	UHV UNIV 1300 tour, archaeology program
9/24/2016	Museum Day Live! (Smithsonian initiative)
9/30/2016	Patty Welder AVID 7th & 8th grade
10/6/2016	From Tea Cakes to Tamales lecture and booksigning by Nola McKey
10/6/2016	Home School Group MS and HS
10/13/2016	An Evening with Curtis Graves
10/15/2016	UHV UNIV 1300 lab/field tour
10/21/2016	Victoria East HS tour
10/22/2016	UHV UNIV 1300 lab/field tour
10/22/2016	Boy Scout tour
10/28/2016	Victoria East HS tour
11/2/2016	Director on Community Crossroads
11/9/2016	Attended CVB quarterly hospitality meeting
11/10/2016	Lecture: James Harkins, General Land Office
11/10/2016	Smith Elementary 4th
11/11/2016	Rio at Goliad State Park (School Day)
11/12/2016	Rio at Goliad State Park
11/16/2016	Birding Students tour
11/17/2016	Our Lady of Victory Catholic School 4th
11/18/2016	Chandler Elementary 4th
11/22/2016	Hands on History: Archaeology and Early Peoples

11/30/2016 VC ceramics class, Chronister

12/1/2016 VC ceramics class, Chronister

12/8/2016 Holiday Artisans' Market

12/13/2016 Austwell Tivoli 7th

12/15/2016 Vickers Elementary 4th

2017

1/5/2017 Education Coordinator meets with Texas Zoo staff

1/6/2017 Education Coordinator attends STEM Expo meeting

1/7/2017 Hands on History: It's About Time

1/17/2017 Education Coordinator attends Elementary Principals meeting

1/11/2017 Education Coordinator volunteers at STEM Expo

1/18/2017 F W Gross 1st grade tour

1/26/2017 Venue for book signing event with Inocente Cantu

1/30/2017 Lecture at TX Maritime Museum, Rockport

1/31/2017 Participated in Pirate Connection

2/1/2017 VC Early American Lit tour, DeVries

2/2/2017 VC Texas History class tour, Janda

2/2/2017 Participated in VC Volunteer Fair

2/3/2017 Museum staff participated in customer service training at ETC

2/11/2017 Hands on History: Victorian Valentine's Day

2/15/2017 Robert Turner College & Career High School tour (Pearland HS dual enrollment students)

2/15/2017 UHV Science Methods tour, Le Sage

2/15/2017 Participated in UHV Volunteer Fair

2/23/2017 Venue for Karen Hagan book signing

2/24/2017 Ganado ISD Kindergarten tour thru VC

2/24-26/17 Exhibits & Collections Manager attends Ceramics Academy in Jacksboro, TX

2/28/2017 Education Coordinator presents at VISD secondary principals meeting

2/28/2017 Docent Training

3/2/2017 Caddo Grass House lecture

3/9/2017 Torres Elementary School 4th

3/14/2017 Hands On History Toys of the Past (Pinwheels and Thaumatrofes)

3/15/2017 Hands-On History Toys of the Past (Corn husk dolls)

3/16/2017 Hands On History Toys of the Past (Whirligigs and Ball-and-Triangle)

3/21/2017 Opened Historic Ranching photos exhibit at ETC

3/23/2017 Daytripper filming in museum galleries, atlatl-throwing

3/23/2017 Mickey Herskowitz lecture

3/24-25/17 MCB booth at Texas Mile event

3/25/2017 Education Coordinator attends Friends of the Fort event in Goliad

3/31/2017 Guadalupe and William Wood 4th grade tour

4/1/2017 Participated in Coletto Creek Nature Festival

4/5/2017 Education Coordinator participates in William Wood Career Day

4/8/2017 Hands On History Cattle Drive

4/8/2017 UHV lab and field tour

4/11/2017 Victoria East HS

4/18/2017 La Belle Interpretive Exhibit reception/grand opening

4/18/2017 Incanate Word Academy (Corpus) 4th

4/18/2017 Grand opening of outdoor La Belle interpretive exhibit

4/20/2017 Timber Clovis Fawn lecture

4/22/2017 Participated in Earth Day @ the Zoo

4/25/2017 Industrial Elementary West 2-5 tour

4/26/2017 Cade Middle AVID 7th and 8th tour

4/28/2017 Education Coordinator participates in Dudley Career Day

5/3/2017 Seadrift 2nd grade school tour

5/4/2017 Spring Artisans' Market

5/6/2017 Education Coordinator attends Girl Scout Camporee in Mathis

5/10/2017 Schorlemmer Elementary 4th grade tour

5/12/2017 Faith Academy 4th grade tour

5/13/2017 Hands On History Texas Plants

5/13/2017 Native American Plant Knowledge lecture

5/13/2017 Nature Walk in Riverside Park

5/16/2017 East Side (Palacios ISD) 4th

5/17/2017 Education Coordinator participates in Rowland Elementary Career Day

5/22/2017 Dudley Elementary 4th grade tour

5/23/2017 Director presents at South Bridge Street Live event

5/26/2017 Education Coordinator participates in Chandler Elementary Career Day

5/26/2017 Education Coordinator participates in Shields Elementary Career Day

5/30/2017 Education Coordinator meets with Children's Museum staff

5/30/2017 Yoakum Jr. High 8th grade tour

6/13-15/17 Brownie and Daisy girl scout camp

6/15/2017 Senior Rehab group tour

6/16/2017 A+ Kid's Care tour

6/17/2017 Hands-On History Juneteenth

6/21/2017 Education Coordinator participates in Children's Discovery Museum Camp activity

6/28/2017 Exhibits & Collections Manager attends Texas Historical Commission workshop

7/5/2017 Faith Academy Day Care tour

7/11-14/15 History Explorers Summer Camp

7/18-21/17 Girl Scout Archaeology Summer Camp

7/22/2017 Hands-On History Extreme Weather

7/26/2017 Exhibits & Collections Manager attends exhibits workshop at Bullock Museum

8/3/2017 Venue for Victoria Northside Rotary meeting

8/12/2017 Hands-On History Forensics

8/17/2017 Participated in ALL open house at ETC