

LVN Graduate Results-Spring 2017

Which Campus did you complete the program?

Value	Percent		Count
Victoria	31.3%		5
Cuero	6.3%		1
Gonzales	43.8%		7
Hallettsville	18.8%		3
Totals			16








What is your current employment status?

Value	Percent		Count
Full-time Vocational Nurse	25.0%		4
Part-time Vocational Nurse	25.0%		4
Unemployed (actively seeking work)	12.5%		2
Employed in non-nursing position	0.0%		0
Enrolled in higher education	37.5%		6
Not in labor force by choice	0.0%		0
Totals			16









Which of the following categories best describes your area of specialization?

Value	Percent		Count
Community Health	0.0%		0
Gerontological Health	50.0%		4
Maternal/Child Health	0.0%		0
Office Nurse	12.5%		1
Medical/Surgical	12.5%		1
Psychiatry/Mental Health	0.0%		0
Industrial Nursing	0.0%		0
Other	25.0%		2
Totals			8

Which of the following categories best identifies your position?

Value	Percent		Count
Staff Nurse	37.5%		3
Head Nurse	0.0%		0
Charge Nurse	62.5%		5
Supervisor	0.0%		0
Relief Charge Nurse	0.0%		0
Administrative Asst.	0.0%		0
Other	0.0%		0
Totals			8

What is your job schedule?

Value	Percent		Count
Days	12.5%		1
Evenings	12.5%		1
Nights	50.0%		4
Rotate shift	25.0%		2
Weekends	0.0%		0
12 hr shift days	0.0%		0
12 hr shift nights	0.0%		0
Other	0.0%		0
Totals			8

What is your current salary?

Value	Percent		Count
\$0 - \$19,999	0.0%		0
\$20,000 – \$29,999	42.9%		3
\$50,000 - \$59,999	0.0%		0
>\$59,999	0.0%		0
\$30,000 - \$39,999	28.6%		2
\$40,000 - \$49,999	28.6%		2
Includes Shift Differential?	0.0%		0
Does not include shift differential	14.3%		1
Totals			7

Program Design

	Very Poor	Poor	Average	Good	Very Good	Responses
The program requirements were clearly defined.	0 0.0%	0 0.0%	0 0.0%	4 25.0%	12 75.0%	16
The program met my expectations.	0 0.0%	0 0.0%	0 0.0%	6 37.5%	10 62.5%	16
The program met my anticipated employment needs.	0 0.0%	0 0.0%	1 7.1%	2 14.3%	11 78.6%	14
The program design allowed me to participate at an appropriate level.	0 0.0%	0 0.0%	0 0.0%	3 21.4%	11 78.6%	14

Course Content

	Very Poor	Poor	Average	Good	Very Good	Responses
The objectives were clearly understood.	0 0.0%	0 0.0%	0 0.0%	4 28.6%	10 71.4%	14
The objectives were met.	0 0.0%	0 0.0%	0 0.0%	4 28.6%	10 71.4%	14
The content covered was relevant to stated objectives.	0 0.0%	0 0.0%	0 0.0%	4 28.6%	10 71.4%	14
The test questions were related to unit objectives.	0 0.0%	0 0.0%	0 0.0%	4 28.6%	10 71.4%	14

Teaching Aids

	Very Poor	Poor	Average	Good	Very Good	Responses
The textbooks were easy to read and comprehend.	0 0.0%	0 0.0%	0 0.0%	4 28.6%	10 71.4%	14
The textbooks coincided with course content.	0 0.0%	0 0.0%	0 0.0%	4 28.6%	10 71.4%	14
Adequate materials and equipment were available.	0 0.0%	0 0.0%	1 7.1%	3 21.4%	10 71.4%	14
Adequate reference materials were available.	1 7.1%	0 0.0%	1 7.1%	3 21.4%	9 64.3%	14
Adequate access to computers was available.	0 0.0%	0 0.0%	0 0.0%	4 28.6%	10 71.4%	14
An array of models and other visual aids were available.	0 0.0%	0 0.0%	1 7.1%	2 14.3%	11 78.6%	14

Teaching and Learning atmosphere

	Very Poor	Poor	Average	Good	Very Good	Responses
An environment conducive to learning was maintained.	0 0.0%	0 0.0%	0 0.0%	3 21.4%	11 78.6%	14
A variety of teaching methods were utilized.	0 0.0%	0 0.0%	0 0.0%	3 21.4%	11 78.6%	14
Skills were adequately demonstrated.	0 0.0%	0 0.0%	1 7.1%	2 14.3%	11 78.6%	14
Adequate time was allotted for skills practice.	0 0.0%	0 0.0%	3 21.4%	2 14.3%	9 64.3%	14
Clinical experiences were adequate to meet objectives.	0 0.0%	0 0.0%	1 7.7%	2 15.4%	10 76.9%	13
Professional tutors were available to help strengthen clinical skills.	0 0.0%	1 8.3%	0 0.0%	2 16.7%	9 75.0%	12

Support Services

	Very Poor	Poor	Average	Good	Very Good	Responses
Access to counseling was adequate and of good quality.	0 0.0%	1 7.1%	1 7.1%	4 28.6%	8 57.1%	14
Access to financial aid services was adequate.	0 0.0%	0 0.0%	0 0.0%	4 28.6%	10 71.4%	14
Access to equity services was adequate.	0 0.0%	0 0.0%	2 14.3%	1 7.1%	11 78.6%	14
Access to library holdings and services was adequate.	0 0.0%	2 15.4%	0 0.0%	3 23.1%	8 61.5%	13
Access to tutoring services was adequate and of good quality.	0 0.0%	1 8.3%	1 8.3%	5 41.7%	5 41.7%	12

Please Rate your entry level job competencies in the following areas

	Very Poor	Poor	Average	Good	Very Good	Responses
Identify values and standards affecting the practice of Licensed Vocational Nursing.	0 0.0%	0 0.0%	1 7.1%	4 28.6%	9 64.3%	14
Use basic communication skills.	0 0.0%	0 0.0%	0 0.0%	5 35.7%	9 64.3%	14
Recognize consumer nursing care needs.	0 0.0%	0 0.0%	1 7.1%	2 14.3%	11 78.6%	14
Collect and report facts to nursing staff to aid development of nursing care plans.	0 0.0%	0 0.0%	1 7.1%	3 21.4%	10 71.4%	14
Relate basic biological and psychological principles to the implementation of nursing process.	0 0.0%	0 0.0%	1 7.7%	4 30.8%	8 61.5%	13
Apply problem solving techniques.	0 0.0%	0 0.0%	1 7.7%	4 30.8%	8 61.5%	13
Safely perform basic therapeutic techniques.	0 0.0%	0 0.0%	0 0.0%	3 25.0%	9 75.0%	12
Function as a member of the health care team.	0 0.0%	0 0.0%	0 0.0%	3 25.0%	9 75.0%	12
Participate in personal and professional learning.	0 0.0%	0 0.0%	2 15.4%	3 23.1%	8 61.5%	13

Overall

	Very Poor	Poor	Average	Good	Very Good	Responses
Please rate your OVERALL entry level job competencies	0 0.0%	0 0.0%	1 9.1%	4 36.4%	6 54.5%	11