

Taking the Pre-Assessment Activity (PAA)

Before taking the TSI Assessment 2.0, the [Pre-Assessment Activity](#) must be completed.

TSIA2 candidates should email the completion certificate (Subject line: *PAA Completion Certificate*) to:

- Main Campus Students: TestingCenter@VictoriaCollege.edu
- Gonzales Center Students: GonzalesTestingCenter@VictoriaCollege.edu

Create an Accuplacer Account (First Time User Only)

Go to

<https://practice.accuplacer.org/login>

- To create an account, click on “Don’t have an account? Sign Up
- Create an account with a personal email address

Practice for ACCUPLACER

Sign in

Email Address *

Password *

Sign In

Forgot password? [Don't have an account? Sign Up](#)

Create an Account Continued



Information

Create an account using any email address. Your institution may provide recognition for your practice so consider registering with your institution email address. You will be required to enter this information each time you login to access the ACCUPLACER practice tests.

Please check your spam mail if you have not yet received the Welcome email.

Passwords must be a minimum of nine characters in length and contain three of the following four criteria:

- at least one lowercase character (a through z)
- at least one numeral (0 through 9)
- at least one uppercase character (A through Z)
- at least one special character



Sign up

First Name *

Donna

Last Name *

Rodriguez

Email Address *

donna.rodriguez@victoriacollege.edu

Password *

.....

Confirm Password *

.....|

Sign Up

[Already have an account? Sign In](#)

Sign in > Take the PAA (First Time Only)

Select "Texas Success Initiative 2.0 Pre-Assessment Activity (TSIA2 - PAA)

Begin Pre-Assessment Activity

Type "Victoria College" and select the check box

Complete ALL steps (1-5)

Once completed, go to History and print certificate.


Choose a Practice Test

 ACCUPLACER



 English as a Second Language (ESL)



 **Texas Success Initiative 2.0 Pre-Assessment Activity (TSIA2 – PAA)**
Texas Student? Start Here--You must take the PAA prior to the TSIA2.



 Texas Success Initiative Assessments 2.0 (TSIA 2)



Begin PAA

Texas Success Initiative Pre-Assessments 2.0



Texas Success Initiative Pre-Assessments 2.0

The Texas Success Initiative Assessment, 2.0 (TSIA2) is the test created by the state of Texas to help determine whether students are ready for freshman-level college courses in Mathematics and English Language Arts and Reading (ELAR).

TSI Rule 4.55(b) requires that all testing sites provide a Pre-Assessment Activity (PAA) for all test takers prior to test administration. The PAA will help you understand the following:

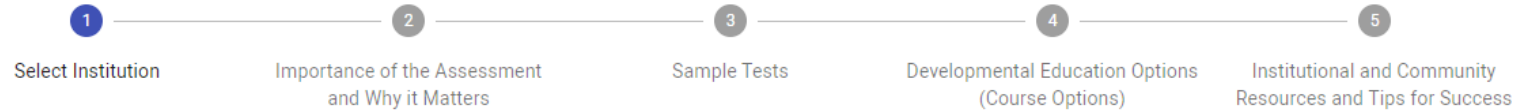
1. Why you are being tested.
2. How the TSIA2 works, including calculator and highlighter tutorials and practice test questions.
3. How test results impact your postsecondary options.
4. Resources available to you.

[BEGIN PRE-ASSESSMENT ACTIVITY](#)





Select Campus – Victoria College

Texas Success Initiative Pre-Assessments 2.0





Step 1 – Select Institution

Please select the campus where you plan to take the TSIA2. *

I agree to allow ACCUPLACER to share my name, date of birth, email address, and Pre-Assessment Activity completion status with the selected institution.

 BACK

NEXT 

Test History

History

donna.rodriguez@victoriacollege.edu



Test History				Search by Test <input type="text"/>
Test Name	Score	Completed On	Action	
Texas Pre-Assessment Activity	N/A	7/26/2023		

Study Hard and Do Your Best!



Victoria College Testing Center
TestingCenter@VictoriaCollege.edu
361-582-2589