



VICTORIA COLLEGE TVC HAZLEWOOD DATABASE ACCOUNT SET-UP

Step 1: Access the [Texas Veterans Commission Hazlewood Act Database](#) splash screen. From here you can log in if you are a returning user and know your log in credentials, you can reset your password if you require it, or you can register and create an account if you are a first time Hazlewood user. For dependents, remember that both you and the veteran will need to register with the TVC Database.

TEXAS VETERANS COMMISSION

[Register](#) [Log in](#) [Forgot password](#)

Hazlewood for Veterans and Students

Welcome to the Texas Veterans Commission's Hazlewood Act Database for Veterans and Students. This database interface allows Veterans, Legacy children, and spouses and children of 100% disabled/service-connected death Veterans to view Hazlewood Act hours they have used. As part of the Hazlewood Act application process, users are required to register in the database and print out the number of hours previously used, if any, and turn that in to the public institution of higher education (IHE) they are attending. This allows users to demonstrate to the IHE that they have not already used up all of their entitlement.

The database is NOT a qualification tool nor is it an application to use the benefit. To apply for the Hazlewood Act, please review the procedures at <https://www.tvc.texas.gov/education/hazlewood-act/> or contact the Texas public IHE where you will use the benefit.

If you have not registered for an account since May 4, 2015, please register here to view your records. Remember that you must click on the activation link in the confirmation email sent to your email address after completing the registration form before you will be able to log in and that all database accounts must have a unique email address.

"If you need assistance with your account, please call 877-898-3833. Note that due to the Family Educational Rights and Privacy Act (FERPA), the caller must be the account holder for us to assist with database account issues."

© Copyright 2020 TEXAS VETERANS COMMISSION. All rights reserved.

Step 2: If you have used the Hazlewood Act Exemption previously, you most likely already have an account for the TVC Hazlewood Act Database. Clicking the "Forgot Password" button will take you to a screen where you can reset your password. Keep in mind that your user name for the TVC Database is your email address. If you are unable to reset your password to access your account, you can contact 877-898-3833 for assistance. Due to FERPA policy, you must be the account holder for assistance.

TEXAS VETERANS COMMISSION

[Register](#) [Log In](#) [Forgot password](#)

Use the form below if you have forgotten your password. For any other assistance with your account, Please contact TVC's Veteran's Education.

Your username is your email.


Forgot Your Password?
Enter your User Name to receive your password.

User Name:



[Submit](#)

© Copyright 2020 TEXAS VETERANS COMMISSION. All rights reserved.

Step 3: When you create an account with the TVC Hazlewood Act Database, you are granting permission to any educational institution to release current semester and historic credit hour information to the TVC and the Texas Higher Education Coordinating Board. This educational data is used to track your total number of college credit hours to ensure you remain within the 150 total credit hour limit granted through the Hazelwood Act. Again, for dependents, remember that both you and the veteran will need to register with the TVC Database.



**TEXAS VETERANS
COMMISSION**



[Register](#) [Log In](#) [Forgot password](#)

Use the form below to create a new account.

For the purpose of tracking the total number of hours for which I receive this exemption, by my registration, I grant permission to any educational institution to release current semester and historic credit hour information to the Texas Veterans Commission (TVC) and the Texas Higher Education Coordinating Board (Board), in accordance with SB 1158, 83rd Texas Legislature, Regular Session, 2013. By my registration, I further grant permission to the TVC and the Board to share such data with any educational institution as it pertains to my exemption. If I am a Hazlewood Legacy student, I also grant permission to my Veteran parent to view the hours I have used.

For questions regarding the above permissions, please contact the TVC by phone at (512) 463-3168, toll-free at 877-898-3833, or via email at Education@tvc.texas.gov

Registering into the Hazlewood Exemption online database is a required step in the application process for the Hazlewood Exemption. However, registering into the online database does not confirm eligibility for this benefit.

Passwords are required to be a minimum of 8 characters in length with at least 1 punctuation character. An account activation message will be sent to the email address you provide below that you will need to acknowledge to complete registration.

Social Security Number (9 digits only)

First name (do not include middle name or suffix)

Last name (do not include middle name or suffix)

Date of birth (mm/dd/yyyy)

Email address (this will also be your account username)

Password (include at least one punctuation character)

Confirm password

Security question

Security question answer (case sensitive)

© Copyright 2020 TEXAS VETERANS COMMISSION. All rights reserved.